

LED Area Light

Product Specifications



TCP's LED Area Light features a modern, lightweight design with tool-less driver compartment clips resulting in an easier and faster installation. The durable, 3G tested, luminaire construction provides bright, uniform light while maintaining a zero uplight BUG rating, allowing for Dark Sky Conformance. High energy efficacy combined with a 50,000 hour rated life significantly decreases energy, maintenance, labor and material costs over the life of the fixture – perfect for utility rebate programs.

Reasons to choose the LED Area Lights from TCP

- Uses up to 72% less energy than traditional HID
- Long 50,000 hour rated life minimizes replacement and labor costs
- Easy-to-install mounting accessories available for various mounting options
- Mercury-free construction is great for all environments
- IP65 Rated – suitable for outdoor installation
- Lightweight and low Effective Projected Area (EPA) reduces stress on existing poles
- Dark Sky Conformance: Full cutoff fixture results in zero uplight emission
- Tool-free access to electrical compartment for easy field maintenance

Ideal Applications

- HID Shoebox Replacements
- Shopping Malls
- Parking Lots and Parking Garage Top Level
- Walkways
- Stadium Lots
- Dark Sky Applications
- Campuses
- Auto Dealerships

Specifications

Input Line Voltage	120-277 & 277-480VAC
Input Line Frequency (Hz)	50/60HZ
Wattage	
SW2	80/100/150/180/200W Selectable
SW4	180/200/240/280/300W Selectable
Lumens	
SW2	13,000/15,000/21,000/25,000/27,000L Selectable
SW4	30,000/35,000/40,000/45,000/48,000L Selectable
Lumens per Watt (LPW).....	135 LPW
Color Temperature (CCT)	3000K, 4000K, 5000K Selectable
Rated Life	50,000 hours
Controls	NEMA 7-pin Photocontrol Receptacle with Shorting Cap
Operating Temperature.....	-40°C to 50°C
CRI.....	70+
Power Factor	>0.9
Surge Protection	10KV (120-277V) and 20KV (277-480V)
THD.....	<20%
Ratings	UL/cUL, IP65 Wet Location rated

Warranty

Five year limited warranty against defects in manufacturing

Replacement Strategy

TYPE	WATTAGE*	ENERGY SAVINGS (%)
TCP Area Light - 15,000 Lumens	100W	—
250W Metal Halide	295W	66%
400W Metal Halide	458W	78%
TCP Area Light - 21,000 Lumens	150W	—
250W Metal Halide	295W	49%
400W Metal Halide	458W	67%
TCP Area Light - 27,000 Lumens	200W	—
400W Metal Halide	458W	56%
1000W Metal Halide	1081W	81%

*Actual wattage may differ by +/- 5%, when operating between 120-277V +/- 10%.

NOTE: Charts show system lumens (delivered lumens), NOT straight lamp lumen output. This is calculated as follows:
System lumens = mean lumens x # lamps x ballast factor x luminaire efficiency factor



Applications

TCP's LED Area Lights feature a low profile, 3G vibration rated design that delivers a bright, uniform light while saving energy over traditional HID sources. Maintenance costs are virtually eliminated over their long-rated life. Applications include parking lots, walkways, auto dealerships, campuses and other public areas.

Construction

- Visually appealing slim, low-profile design
- Flat top design promotes self cleaning during rain events
- Heavy duty die-cast aluminum housing
- Durable UV stabilized powder coat finish
- Many optional mounting accessories available (see page 6)

Electrical

- NEMA 3-pin and NEMA 7-pin photocontrol receptacle options available
- System rated for long 50,000 hour rated life
- cULus wet location rated
- 10KV (120-277V) and 20KV (277-480V), surge suppression comes standard

Optics

- Durable acrylic optics resist yellowing
- Distribution Type III standard, Types IV and V optional



Listings

cULus Listed – wet location rated
RoHS Compliant
IP65 Rated
3G Vibration Rated

Installation

Surface or pole mounted
Before installation, please consult your local ordinances and building codes for compliance

Warranty

Five year, 50,000 hour limited warranty against defects in manufacturing*
* 10 year limited warranty available for an additional fee

Catalog Ordering Matrix

Example: TALUZDSW2T3CCT

FAMILY	VOLTAGE	DIMMING	LUMENS PACKAGE (POWER) ^{1,2}	DISTRIBUTION	CCT ³	COLOR ⁴
TAL – TCP Area Light	U – 120-277V H – 277-480V	ZD – 0-10V Dimming	SW2 – 80/100/150/180/200W (13,000/15,000/21,000/25,000/27,000L) SW4 – 180/200/240/280/300W (30,000/35,000/40,000/45,000/48,000L)	T3 – Type III T4 – Type IV T5 – Type V	CCT – 3000/4000/5000K	Blank – Bronze

¹ Approximate lumen output. Actual performance may vary based on CCT, options selected and end user application.

² Actual wattage may differ by +/-10%.

Accessories:

FIELD INSTALLED ACCESSORIES:	
4INPOLEREDUCER	4" Pole Reducer
5INPOLEREDUCER	5" Pole Reducer
TALSHIELD1	Backlight Shield for SW2 lumen package
TALSHIELD2	Backlight Shield for SW4 lumen package
PC3UNDBU	3 Pin ON/OFF only photocontrol for use with 120-277V applications
PC7UDIMBU	7 Pin On/OFF Photocontrol for use with 120-277V applications
PC3HNDDBU	3 Pin ON/OFF only photocontrol for use with 347-480V applications
PC7HDIMBU	7 Pin On/OFF Photocontrol for use with 347-480V applications

TAL Area Light with Backlight Shield installed



Included Mounting Hardware



TALSLIPFITTER

This cast aluminum slipfitter mount secures the luminaire to nominal 3" (2 3/8" O.D. pipe size) horizontal arm or vertical tenon. This mount can also be applied directly to the wall using the flanges shown above.




TALRPOLEADAPTER

This round or square pole mount adapter allows the TALSLIPFITTER to mount the side of a round or square pole. This can be used with 4" or 5" square or round poles.

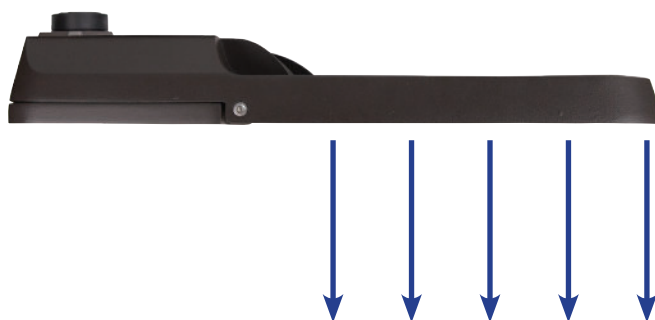
Specifications and dimensions subject to change without notice.

Tool-less Maintenance



The TAL Area Light features clips on the rear of the fixture to close the electrical compartment. These clips open and close without the need for tools, making maintenance and repairs in the field simple.

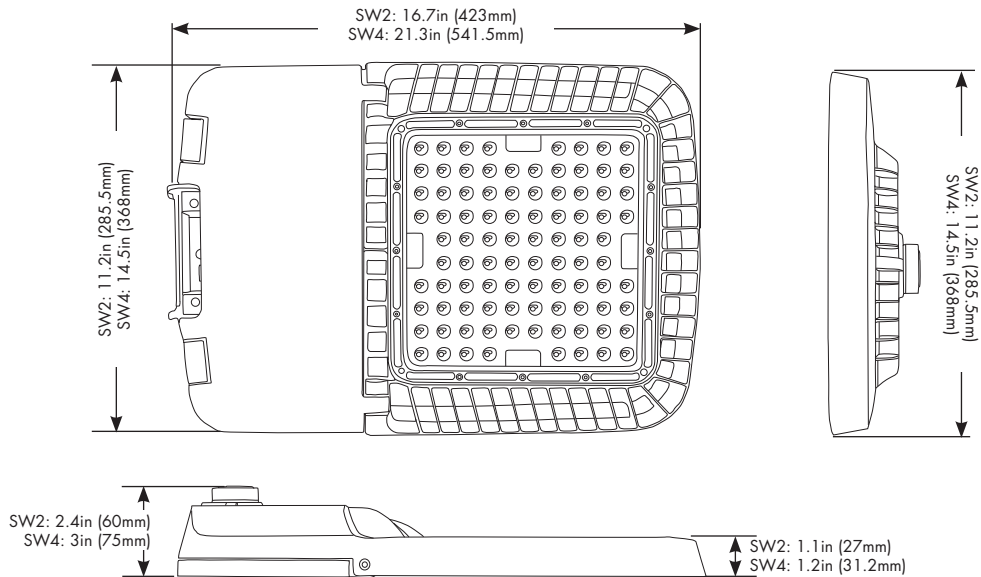
Dark Sky Conformance



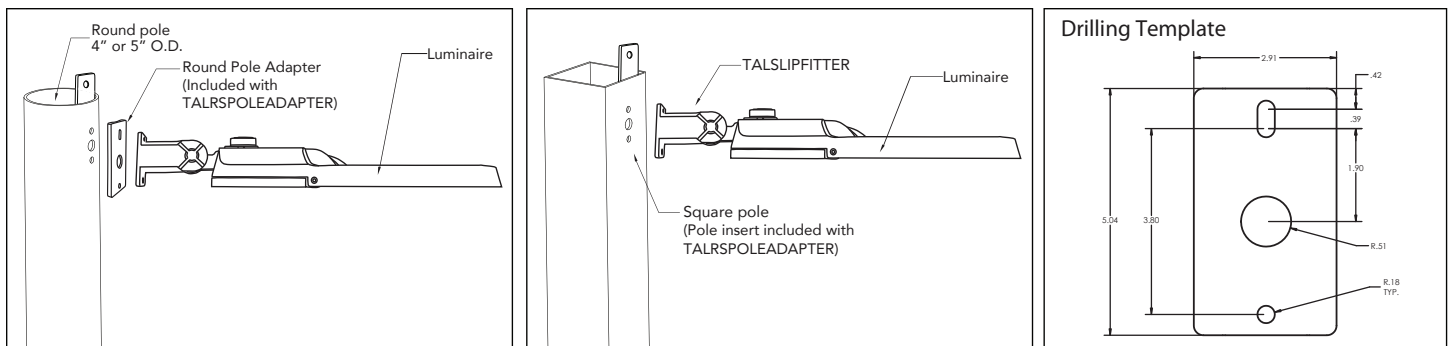
The TAL Area Light emits zero light above 90° and allows for conformance to the International Dark Sky Association's fully shielded light source requirement.

This does not include incidental light reflections.

Dimensions



Mounting Diagrams



Available Mounting Accessory



TALTRUNNION

This trunnion mount accessory allows for wall mounting with a flexible angle adjustment.

For the most up-to-date specs and warranty information, please visit www.tcpi.com

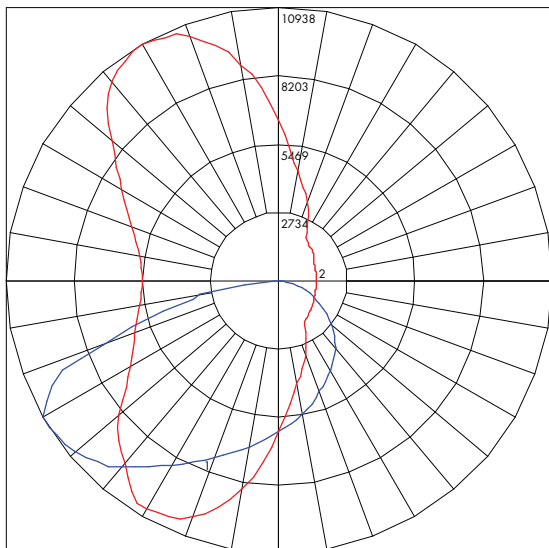
Photometric Report

Based on photometric data for
TCP Item #TALUZDSW2T3CCT set at 200Ww

Characteristics

Luminaire Lumens..... 25844
Total Luminaire Efficiency..... 100 %
Luminaire Efficacy Rating (LER)..... 130
Total Luminaire Watts 198.77
Ballast Factor..... 1.00
CIE Type..... Direct
Spacing Criterion (0-180) 0.88
Spacing Criterion (90-270) 1.60
Spacing Criterion (Diagonal) 1.70
Basic Luminous Shape Point

Polar Graph



Maximum Candela = 10937.78 Located At Horizontal Angle = 120, Vertical Angle = 57.5
1 - Vertical Plane Through Horizontal Angles (270 - 90) (Through Max. Cd.)
2 - Horizontal Cone Through Vertical Angle (2) (Through Max. Cd.)

Coefficients of Utilization – Zonal Cavity Method

Effective Floor Cavity Reflectance 0.20

RC	80				70				50				30				10				0
RW	70	50	30	10	70	50	30	10	50	30	10	50	30	10	50	30	10	50	30	10	0
0	119	119	119	119	116	116	116	116	111	111	111	106	106	106	102	102	102	102	102	102	100
1	108	102	98	93	105	100	96	92	96	82	89	92	89	86	88	86	84	88	86	84	81
2	96	87	80	73	94	85	78	72	82	76	74	78	73	69	75	71	67	75	71	67	65
3	87	75	66	59	84	74	65	58	70	63	57	68	61	56	65	60	55	65	60	55	53
4	79	66	56	49	76	64	55	48	65	54	47	59	52	47	57	51	49	57	51	49	44
5	72	58	48	41	70	57	47	41	54	46	40	52	45	40	50	44	39	50	44	39	37
6	66	51	42	35	64	50	41	35	49	40	34	47	40	34	45	39	34	45	39	34	31
7	61	46	37	30	59	45	36	30	44	36	30	42	40	31	45	39	34	45	39	34	27
8	56	42	33	27	55	41	32	26	40	32	30	38	31	26	37	31	26	37	31	26	24
9	52	38	27	24	51	38	29	23	36	29	23	35	28	23	34	28	23	34	28	23	21
10	49	35	27	21	48	35	26	21	33	26	21	33	26	21	32	25	21	32	25	21	19

Zonal Lumen Summary

Zone	Lumens	%Lamp	%Fixt
0-20	2316.57	9.00	9.00
0-30	5165.46	20.00	20.00
0-40	8958.63	34.70	34.70
0-60	18264.95	70.70	70.70
0-80	25503.38	98.70	98.70
0-90	25843.74	100.00	100.00
10-90	25263.54	97.80	97.80
20-40	6642.05	25.70	25.70
20-50	11112.73	43.00	43.00
40-70	13941.41	53.90	53.90
60-80	7238.44	28.00	28.00
70-80	2603.24	10.10	10.10
80-90	340.36	1.30	1.30
90-110	0.00	0.00	0.00
90-120	0.00	0.00	0.00
90-130	0.00	0.00	0.00
90-150	0.00	0.00	0.00
90-180	0.00	0.00	0.00
110-180	0.00	0.00	0.00
0-180	25843.74	100.00	100.00

Total Luminaire Efficiency = 100.00%

TECHNOLOGY CAST IN A BEAUTIFUL LIGHT

For over 30 years, TCP has been designing, developing and delivering energy-efficient lighting into the market. Thanks to our cutting-edge technology and manufacturing expertise, we have shipped billions of high quality lighting products. With TCP, you can count on a lighting product that is designed to meet the needs of the market - that transforms your surroundings and envelopes you in warmth - lighting that generates beauty with every flip of the switch.

Sales:

Date:

Model:

Project:

Rep:

Catalog Number:

Type:

Notes:



For more information on the quality and care TCP can deliver, call us at **800.324.1496** or visit tcpi.com

325 Campus Dr. | Aurora, Ohio 44202 | P: 800.324.1496 | F: 877.487.0516