



LED Volumetric Troffer

Product Specifications



TCP's Select Series LED Volumetric Troffers offer a high-efficiency alternative to T5, T8 and T12 linear fluorescent systems. They provide long-life with consistent color and superior lumen maintenance. Designed to mount in a variety of grid ceilings, the rugged, cold-rolled steel housing is post-painted with a highly diffused white finish. The low-glare acrylic diffuser provides wide distribution and the sloped reflector softens the contrast between the luminaire and the ceiling.

The Select Series Volumetric Troffers offer a cost-effective solution to maximize savings and take advantage of potential utility rebates without sacrificing performance.

Reasons to choose the Select Series LED Volumetric Troffers from TCP

- Uses up to 61% less energy than fluorescent alternatives
- Long 50,000 hour rated life
- Excellent color consistency and CRI
- Mercury-free
- Fits standard 1" and 9/16" T-bar grid ceilings
- Acrylic diffuser with sloped housing design
- Slim, low-profile design

Ideal Applications in T-Bar Ceilings

- Offices
- Schools
- Restaurants
- Retail Stores
- Hospitality
- Healthcare



LED Volumetric Troffer

Specifications

Input Line Voltage	120-277 VAC
Input Line Frequency (Hz)	50/60Hz
Wattage (W)	
1x4	14W/17W/20W/28W
2x2	14W/17W/20W/28W
2x4	17W/20W/28W/36W
Lumens (L)	
1x4	2000L/2500L/3000L/4200L
2x2	2000L/2500L/3000L/4200L
2x4	2500L/3000L/4200L/5200L
Lumens per Watt (LPW).....	>145 LPW
Rated Life.....	50,000 hours
Minimum Starting Temperature	-20°C
Maximum Operating Temperature.....	40°C
CRI.....	>80
Power Factor	>90%
THD.....	<20%
Ratings.....	UL/cUL damp location rated, IC rated, IP20, DLC 5.1 Standard
Controls.....	0-10V dimming (standard)



1x4



2x2



2x4

Replacement Strategy

SYSTEM	BALLAST FACTOR	LUMENS	INPUT WATTS*	LED ENERGY SAVINGS
TCP LED Volumetric Troffer - 2x2	—	4200	28	—
2 Lamp 34W T12 U-Bend	0.88	4420	74	62%
2 Lamp 32W T8 U-Bend	0.88	4275	58	52%
2 Lamp 24W T5HO	1.0	3145	54	48%
TCP LED Volumetric Troffer - 2x4	—	5200	36	—
3 Lamp 32W T8 HBF	1.18	6960	93	59%
3 Lamp 32W T8 NBF	0.88	6681	89	57%
2 Lamp 32W T8 HBF	1.18	4658	65	42%
2 Lamp 28W T5	1.0	4675	63	40%
2 Lamp 32W T8 NBF	0.88	4468	59	36%

*Actual wattage may differ by +/- 5%, when operating between 120-277V +/- 10%.

NOTE: Charts show system lumens (delivered lumens), NOT straight lamp lumen output. This is calculated as follows:

System lumens = mean lumens x # lamps x ballast factor x luminaire efficiency factor

TCP®

325 Campus Dr. | Aurora, Ohio 44202 | P: 800-324-1496 | tcp.com

Not all versions of this product are qualified on the DLC QPL. To view our DLC qualified products, please consult the DLC Qualified Products List at www.designlights.org/qpl.



5 YEAR WARRANTY



1x4 LED Volumetric Troffer

Applications

The TCP Select Series LED Volumetric Troffers are high efficiency alternatives to T5, T8 and T12 linear fluorescent troffers. Our intelligent high performance LED light engines and drivers deliver long-life, consistent color, and superior lumen maintenance. Applications include offices, schools, retail locations, hospitals, and other T-grid ceilings.

Construction

The TCP Select Series LED Volumetric Troffer is constructed of rugged cold-rolled steel, post-painted with a highly diffused white finish, and an acrylic diffuser. The housing is designed to mount in a variety of grid ceiling types.

Electrical

All electrical components are cULus listed. TCP high efficiency drivers provide consistent power to ensure even lighting from the long-life LEDs. Each driver is wattage selectable and paired with a high quality LED light engine to deliver long-life and high quality light. Full range 0-10V dimming is optional.

Optics

The acrylic diffuser conceals the LEDs while providing a highly diffused, low-glare light. The smooth white reflector integrates into the diffuser, creating soft illumination and distributing the light evenly in a wide pattern. The sloped design also softens the contrast between the luminaire and the ceiling.



Listings

UL/cUL Listed
IC Rated
RoHS Compliant
DLC 5.1 Standard

Lumen Maintenance

L90 > 36,000 hours

Warranty

Five year limited warranty against defects in manufacturing.

Catalog Ordering Matrix

Example: TRV1UZDSW2CCT

FAMILY	SIZE	VOLTAGE	DIMMING	WATTAGE ^{1,2}	COLOR TEMPERATURE	FACTOR INSTALLED OPTIONS ³	FACTORY INSTALLED CONTROLS
TRV = Volumetric Troffer	1 = 1' x 4'	U = 120V-277V	ZD = 0-10V Dimming	SW2 = 14W/17W/20W/28W (2000L/2500L/3000L/4200L)	CCT = 3500K/4000K/5000K Selectable SCCT = 3000K/3500K/4000K/5000K/6500K Selectable	EB = Emergency Backup	BLANK = None IS = Integrated Sensor NLS = Network Lighting PIR Sensor

¹ Approximate lumen output. Actual performance may vary based on CCT, options selected and end user application.

² Actual wattage may differ by +/- 5%; when operating between 120-277V +/- 10%.

³ Battery Backup will operate at highest CCT when activated.

Accessories:

Item Number	Description
DTFLK1	RECESS MOUNT FLANGE KIT FOR 1X4 TROFFERS AND PANELS (WHITE)
YHANGER6PK	Y FIT CABLE HANGER 6 PACK (HANGS 3 UNITS)
DRVEXTCABLE	3FT DRIVER EXTENSION CABLE

For the most up-to-date specs and warranty information, please visit www.tcp.com

TCP®

325 Campus Dr. | Aurora, Ohio 44202 | P: 800-324-1496 | tcp.com

Not all versions of this product are qualified on the DLC QPL. To view our DLC qualified products, please consult the DLC Qualified Products List at www.designlights.org/qpl.

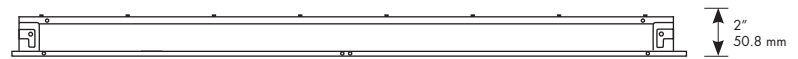

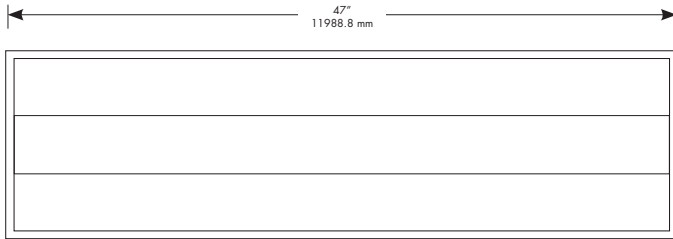


5 YEAR WARRANTY



1x4 LED Volumetric Troffer

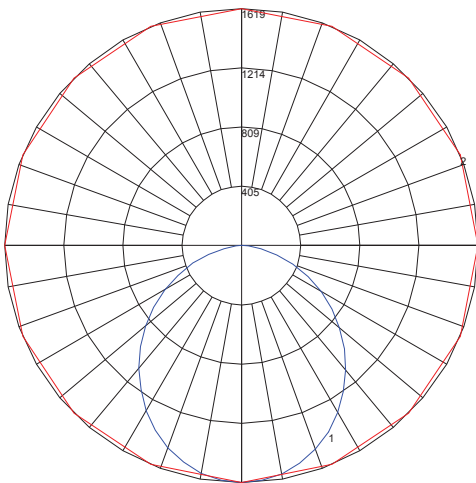
Dimensions and Mounting Data



Photometric Report

Based on photometric data for
TCP Item # TRV1UZD38CCT

Polar Graph



Maximum Candela = 1671.01 Located At Horizontal Angle = 10, Vertical Angle = 5
1 - Vertical Plane Through Horizontal Angles [0 - 190] (Through Max. Cd.)
2 - Horizontal Cone Through Vertical Angle (5) (Through Max. Cd.)

Average Luminance candelas/square meter (cd/sq.m)

Angle In Degrees	Average 0-Deg	Average 45-Deg	Average 90-Deg
45	3788	4043	4385
55	3530	3930	4460
65	3190	3840	4691
75	2600	3900	5273
85	1462	3433	3393

Specifications and dimensions subject to change without notice.

Spacing Criterion

(0-180): 1.24, (90-270): 1.32

Coefficients of Utilization – Zonal Cavity Method

Effective Floor Cavity Reflectance 0.20

RC	80				70				50			30			10			0
RW	70	50	30	10	70	50	30	10	50	30	10	50	30	10	50	30	10	0
0	119	119	119	119	116	116	116	116	111	111	111	106	106	106	102	102	102	100
1	108	103	99	94	105	101	97	93	96	93	90	92	90	87	89	87	85	82
2	98	89	82	76	95	87	81	75	84	78	73	80	76	72	77	74	70	68
3	89	78	70	63	86	76	69	62	73	67	61	71	65	60	68	63	59	57
4	81	69	60	53	79	68	59	53	65	58	52	63	56	51	61	55	50	48
5	75	62	52	46	73	60	52	45	58	51	45	56	49	44	54	48	44	42
6	69	55	46	40	67	54	46	39	53	45	39	51	44	39	49	43	38	36
7	64	50	41	35	62	49	41	35	48	40	35	46	39	34	45	39	34	32
8	59	46	37	31	58	45	37	31	44	36	31	42	36	31	41	35	30	28
9	56	42	34	28	54	41	33	28	40	33	28	39	32	28	38	32	27	26
10	52	39	31	25	51	38	30	25	37	30	25	36	30	25	35	29	25	23

Zonal Lumen Summary

Zone	Lumens	%Lamp	%Fixt
0-20	590.75	N.A.	12.30
0-30	1252.75	N.A.	26.10
0-40	2050.35	N.A.	42.80
0-60	3647.2	N.A.	76.00
0-80	4670.78	N.A.	97.40
0-90	4793.14	N.A.	99.90
10-90	4640.08	N.A.	96.70
20-40	1459.6	N.A.	30.40
20-50	2290.86	N.A.	47.80
40-70	2214.67	N.A.	46.20
60-80	1023.58	N.A.	21.30
70-80	405.76	N.A.	8.50
80-90	122.36	N.A.	2.60
90-110	0.00	N.A.	0.00
90-120	0.00	N.A.	0.00
90-130	0.00	N.A.	0.00
90-150	0.73	N.A.	0.00
90-180	2.82	N.A.	0.10
110-180	2.82	N.A.	0.10
0-180	4795.96	N.A.	100.00

Total Luminaire Efficiency = N.A.%

TCP®

325 Campus Dr. | Aurora, Ohio 44202 | P: 800-324-1496 | tcp.com

Not all versions of this product are qualified on the DLC QPL. To view our DLC qualified products, please consult the DLC Qualified Products List at www.designlights.org/qpl.



5 YEAR WARRANTY



2x2 LED Volumetric Troffer

Applications

The TCP Select Series LED Volumetric Troffers are high efficiency alternatives to T5, T8 and T12 linear fluorescent troffers. Our intelligent high performance LED light engines and drivers deliver long-life, consistent color, and superior lumen maintenance. Applications include offices, schools, retail locations, hospitals, and other T-grid ceilings.

Construction

The TCP Select Series LED Volumetric Troffer is constructed of rugged cold-rolled steel, post-painted with a highly diffused white finish, and an acrylic diffuser. The housing is designed to mount in a variety of grid ceiling types.

Electrical

All electrical components are cUL listed. TCP high efficiency drivers provide consistent power to ensure even lighting from the long-life LEDs. Each driver is wattage selectable and paired with a high quality LED light engine to deliver long-life and high quality light. Full range 0-10V dimming is optional.

Optics

The acrylic diffuser conceals the LEDs while providing a highly diffused, low-glare light. The smooth white reflector integrates into the diffuser, creating soft illumination and distributing the light evenly in a wide pattern. The sloped design also softens the contrast between the luminaire and the ceiling.



Listings

UL/cUL Listed
IC Rated
RoHS Compliant
DLC 5.1 Standard

Lumen Maintenance

L90> 36,000 hours

Warranty

Five year limited warranty against defects in manufacturing.

Catalog Ordering Matrix

Example: TRV2UZDSW2CCT

FAMILY	SIZE	VOLTAGE	DIMMING	WATTAGE ^{1,2}	COLOR TEMPERATURE	FACTOR INSTALLED OPTIONS ³	FACTORY INSTALLED CONTROLS
TRV = Volumetric Troffer	2 = 2' x 2'	U = 120V-277V	ZD = 0-10V Dimming	SW2 = 14W/17W/20W/28W (2000L/2500L/3000L/4200L)	CCT = 3500K/4000K/5000K Selectable 5CCT = 3000K/3500K/4000K/5000K/6500K Selectable	EB = Emergency Backup	BLANK = None IS = Integrated Sensor NLS = Network Lighting PIR Sensor

¹ Approximate lumen output. Actual performance may vary based on CCT, options selected and end user application.

² Actual wattage may differ by +/- 5%; when operating between 120-277V +/- 10%.

³ Battery Backup will operate at highest CCT when activated.

Accessories:

Item Number	Description
DTFLK2	RECESS MOUNT FLANGE KIT FOR 2X2 TROFFERS AND PANELS (WHITE)
YHANGER6PK	Y FIT CABLE HANGER 6 PACK (HANGS 3 UNITS)
DRVEXTCABLE	3FT DRIVER EXTENSION CABLE

For the most up-to-date specs and warranty information, please visit www.tcp.com

TCP®

325 Campus Dr. | Aurora, Ohio 44202 | P: 800-324-1496 | tcp.com

Not all versions of this product are qualified on the DLC QPL. To view our DLC qualified products, please consult the DLC Qualified Products List at www.designlights.org/qpl.

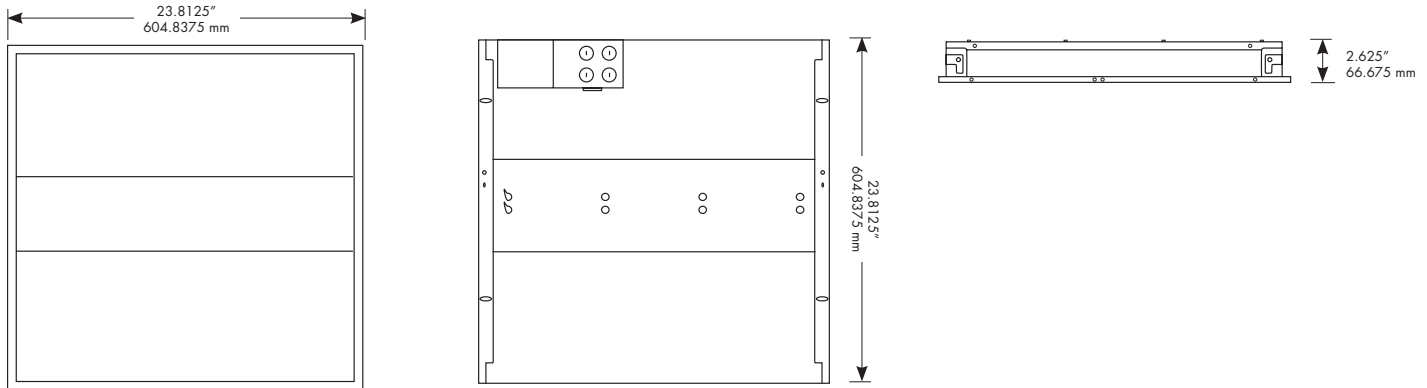


5 YEAR WARRANTY



2x2 LED Volumetric Troffer

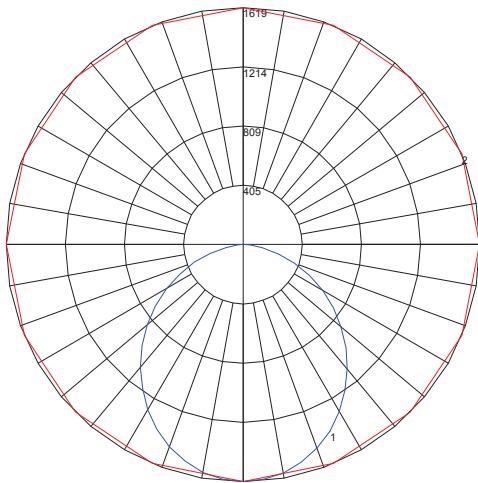
Dimensions and Mounting Data



Photometric Report

Based on photometric data for
TCP Item # TRV2UZD38CCT

Polar Graph



Maximum Candela = 1671.01 Located At Horizontal Angle = 10, Vertical Angle = 5
1 - Vertical Plane Through Horizontal Angles (0 - 190) (Through Max. Cd.)
2 - Horizontal Cone Through Vertical Angle (5) (Through Max. Cd.)

Average Luminance candelas/square meter (cd/sq.m)

Angle In Degrees	Average 0-Deg	Average 45-Deg	Average 90-Deg
45	3788	4043	4385
55	3530	3930	4460
65	3190	3840	4691
75	2600	3900	5273
85	1462	3433	3393

Specifications and dimensions subject to change without notice.

Spacing Criterion

(0-180): 1.24, (90-270): 1.32

Coefficients of Utilization – Zonal Cavity Method

Effective Floor Cavity Reflectance 0.20

RC	80				70				50				30				10				0
RW	70	50	30	10	70	50	30	10	50	30	10	50	30	10	50	30	10	50	30	10	0
0	119	119	119	119	116	116	116	116	111	111	111	106	106	106	102	102	102	100	100	100	0
1	108	103	99	94	105	101	97	93	96	93	90	92	90	87	89	87	85	82	82	82	82
2	98	89	82	76	95	87	81	75	84	78	73	80	76	72	77	74	70	68	68	68	68
3	89	78	70	63	86	76	69	62	73	67	61	71	65	60	68	63	59	57	57	57	57
4	81	69	60	53	79	68	59	53	65	58	52	63	56	51	61	55	50	48	48	48	48
5	75	62	52	46	73	60	52	45	58	51	45	56	49	44	54	48	44	42	42	42	42
6	69	55	46	40	67	54	46	39	53	45	39	51	44	39	49	43	38	36	36	36	36
7	64	50	41	35	62	49	41	35	48	40	35	46	39	34	45	39	34	32	32	32	32
8	59	46	37	31	58	45	37	31	44	36	31	42	36	31	41	35	30	28	28	28	28
9	56	42	34	28	54	41	33	28	40	33	28	39	32	28	38	32	27	26	26	26	26
10	52	39	31	25	51	38	30	25	37	30	25	36	30	25	35	29	25	23	23	23	23

Zonal Lumen Summary

Zone	Lumens	%Lamp	%Fixt
0-20	590.75	N.A.	12.30
0-30	1252.75	N.A.	26.10
0-40	2050.35	N.A.	42.80
0-60	3647.2	N.A.	76.00
0-80	4670.78	N.A.	97.40
0-90	4793.14	N.A.	99.90
10-90	4640.08	N.A.	96.70
20-40	1459.6	N.A.	30.40
20-50	2290.86	N.A.	47.80
40-70	2214.67	N.A.	46.20
60-80	1023.58	N.A.	21.30
70-80	405.76	N.A.	8.50
80-90	122.36	N.A.	2.60
90-110	0.00	N.A.	0.00
90-120	0.00	N.A.	0.00
90-130	0.00	N.A.	0.00
90-150	0.73	N.A.	0.00
90-180	2.82	N.A.	0.10
110-180	2.82	N.A.	0.10
0-180	4795.96	N.A.	100.00

Total Luminaire Efficiency = N.A. %

TCP®

325 Campus Dr. | Aurora, Ohio 44202 | P: 800-324-1496 | tcp.com

Not all versions of this product are qualified on the DLC QPL. To view our DLC qualified products, please consult the DLC Qualified Products List at www.designlights.org/qpl.



5 YEAR WARRANTY



2x4 LED Volumetric Troffer

Applications

The TCP Select Series LED Volumetric Troffers are high efficiency alternatives to T5, T8 and T12 linear fluorescent troffers. Our intelligent high performance LED light engines and drivers deliver long-life, consistent color, and superior lumen maintenance. Applications include offices, schools, retail locations, hospitals, and other T-grid ceilings.

Construction

The TCP Select Series LED Volumetric Troffer is constructed of rugged cold-rolled steel, post-painted with a highly diffused white finish, and an acrylic diffuser. The housing is designed to mount in a variety of grid ceiling types.

Electrical

All electrical components are cULus listed. TCP high efficiency drivers provide consistent power to ensure even lighting from the long-life LEDs. Each driver is wattage selectable and paired with a high quality LED light engine to deliver long-life and high quality light. Full range 0-10V dimming is optional.

Optics

The acrylic diffuser conceals the LEDs while providing a highly diffused, low-glare light. The smooth white reflector integrates into the diffuser, creating soft illumination and distributing the light evenly in a wide pattern. The sloped design also softens the contrast between the luminaire and the ceiling.



Listings

UL/cUL Listed
IC Rated
RoHS Compliant
DLC 5.1 Standard

Lumen Maintenance

L90> 36,000 hours

Warranty

Five year limited warranty against defects in manufacturing.

Catalog Ordering Matrix

Example: TRV4UZDSW3CCT

FAMILY	SIZE	VOLTAGE	DIMMING	WATTAGE ^{1,2}	COLOR TEMPERATURE	FACTORY INSTALLED OPTIONS ³	FACTORY INSTALLED CONTROLS
TRV = Volumetric Troffer	4 = 2' x 4'	U = 120V-277V	ZD = 0-10V Dimming	SW3 = 17W/20W/28W/36W (2500L/3000L/4200L/5200L	CCT = 3500K/4000K/5000K Selectable 5CCT = 3000K/3500K/4000K/5000K/6500K Selectable	EB = Emergency Backup	BLANK = None IS = Integrated Sensor NLS = Network Lighting PIR Sensor

¹ Approximate lumen output. Actual performance may vary based on CCT, options selected and end user application.

² Actual wattage may differ by +/- 5%; when operating between 120-277V +/- 10%.

³ Battery Backup will operate at highest CCT when activated.

Accessories:

Item Number	Description
DTFLK4	RECESS MOUNT FLANGE KIT FOR 2X4 TROFFERS AND PANELS (WHITE)
YHANGER6PK	Y FIT CABLE HANGER 6 PACK (HANGS 3 UNITS)
DRVEXTCABLE	3FT DRIVER EXTENSION CABLE

For the most up-to-date specs and warranty information, please visit www.tcp.com

TCP®

325 Campus Dr. | Aurora, Ohio 44202 | P: 800-324-1496 | tcp.com

Not all versions of this product are qualified on the DLC QPL. To view our DLC qualified products, please consult the DLC Qualified Products List at www.designlights.org/qpl.

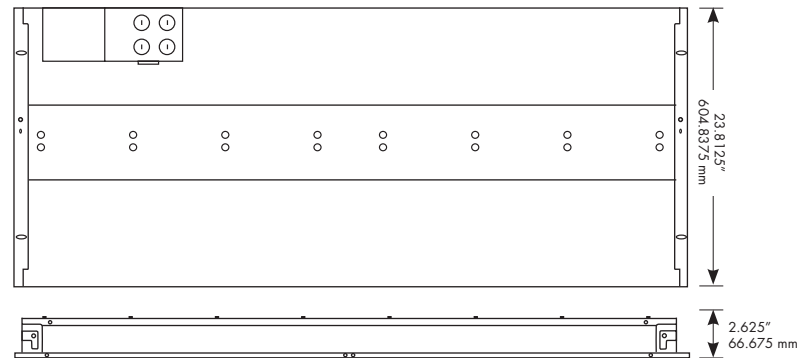
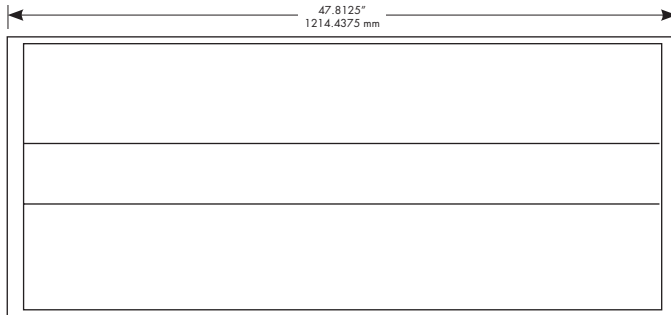


5 YEAR WARRANTY



2x4 LED Volumetric Troffer

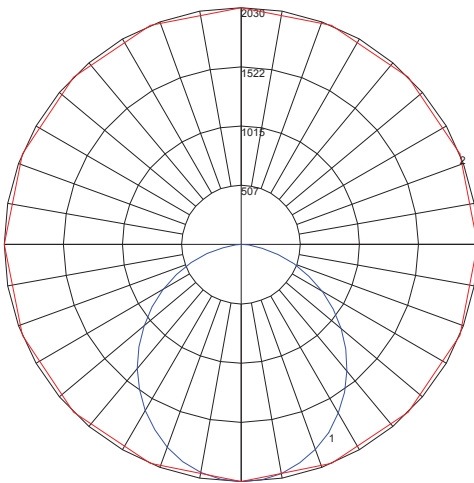
Dimensions and Mounting Data



Photometric Report

Based on photometric data for
TCP Item # TRV4UZD38CCT

Polar Graph



Maximum Candela = 1671.01 Located At Horizontal Angle = 10, Vertical Angle = 5
1 - Vertical Plane Through Horizontal Angles (0 - 190) (Through Max. Cd.)
2 - Horizontal Cone Through Vertical Angle (5) (Through Max. Cd.)

Average Luminance candelas/square meter (cd/sq.m)

Angle In Degrees	Average 0-Deg	Average 45-Deg	Average 90-Deg
45	2411	2600	2825
55	2261	2257	2917
65	2048	2582	3137
75	1703	2774	3595
85	987	2767	2730

Specifications and dimensions subject to change without notice.

Spacing Criterion

[0-180]: 1.24, [90-270]: 1.32

Coefficients of Utilization – Zonal Cavity Method

Effective Floor Cavity Reflectance 0.20

RC	80				70				50				30				10				0
RW	70	50	30	10	70	50	30	10	50	30	10	50	30	10	50	30	10	50	30	10	0
0	119	119	119	119	116	116	116	116	111	111	111	106	106	106	102	102	102	100	100	100	100
1	108	103	98	94	105	100	96	92	96	93	90	92	89	87	89	86	84	82	82	82	82
2	98	89	82	76	95	87	80	75	83	78	73	80	75	71	77	73	70	67	67	67	67
3	89	78	69	62	86	76	68	62	73	67	61	70	64	60	68	63	59	56	56	56	56
4	81	69	60	53	79	67	59	52	65	57	51	62	56	51	60	55	50	48	48	48	48
5	74	61	52	45	72	60	51	45	58	50	44	56	49	44	54	48	43	41	41	41	41
6	69	55	46	39	67	54	45	39	52	44	39	50	44	38	49	43	38	36	36	36	36
7	64	50	41	35	62	49	40	34	47	40	34	46	39	34	45	38	34	32	32	32	32
8	59	45	37	31	58	45	36	31	43	36	30	42	35	30	41	35	30	28	28	28	28
9	55	42	33	28	54	41	33	28	40	33	27	39	32	27	38	32	27	25	25	25	25
10	52	38	30	25	51	38	30	25	37	30	25	36	29	25	35	29	25	23	23	23	23

Zonal Lumen Summary

Zone	Lumens	%Lamp	%Fixt
0-20	741.86	N.A.	12.10
0-30	1575.01	N.A.	25.80
0-40	2581.26	N.A.	42.20
0-60	4607.58	N.A.	75.40
0-80	5937.37	N.A.	97.10
0-90	6112.53	N.A.	100.00
10-90	5920.5	N.A.	96.80
20-40	1839.41	N.A.	30.10
20-50	2891.24	N.A.	47.30
40-70	2821.12	N.A.	46.10
60-80	1329.79	N.A.	21.70
70-80	534.99	N.A.	8.70
80-90	175.16	N.A.	2.90
90-110	0.00	N.A.	0.00
90-120	0.00	N.A.	0.00
90-130	0.00	N.A.	0.00
90-150	0.00	N.A.	0.00
90-180	1.65	N.A.	0.00
110-180	1.65	N.A.	0.00
0-180	6114.17	N.A.	100.00

Total Luminaire Efficiency = N.A.%

TCP®

325 Campus Dr. | Aurora, Ohio 44202 | P: 800-324-1496 | tcp.com

©TCP FEB 2026/WF558360

Not all versions of this product are qualified on the DLC QPL. To view our DLC qualified products, please consult the DLC Qualified Products List at www.designlights.org/qpl.



5 YEAR WARRANTY

TECHNOLOGY CAST IN A BEAUTIFUL LIGHT

For over 30 years, TCP has been designing, developing and delivering energy-efficient lighting into the market. Thanks to our cutting-edge technology and manufacturing expertise, we have shipped billions of high quality lighting products. With TCP, you can count on a lighting product that is designed to meet the needs of the market - that transforms your surroundings and envelopes you in warmth - lighting that generates beauty with every flip of the switch.

Sales:

Date:

Model:

Project:

Rep:

Catalog Number:

Type:

Notes:



For more information on the quality and care TCP can deliver, call us at **800.324.1496** or visit tcpi.com

325 Campus Dr. | Aurora, Ohio 44202 | P: 800.324.1496 | F: 877.487.0516