



Select Series LED Direct Troffer Luminaires

Product Specifications

TCP's Select Series LED Direct Troffer Luminaires feature backlit technology with a robust construction that still offers a slim, low-profile design with beautiful full panel diffusion and superior uniformity. These energy-efficient troffers offer a cost-effective solution to maximize energy savings and take advantage of potential utility rebates where applicable.

Applications: T-bar Grid Ceilings

Reasons to choose the Select Series LED Direct Troffers Luminaires from TCP

- Save up to 43% over traditional LED flat panels
- Provides energy savings over fluorescent alternatives and potential rebate eligibility
- Long 50,000 hour rated life significantly reduces maintenance labor and material costs
- Excellent color consistency and CRI enhance color of focal point while maintaining uniformity throughout lighting installation
- Mercury free construction is great for all environments
- Fits standard 1" and 9/16" T-bar grid ceilings
- Utilizes backlit technology for full diffusion with excellent uniformity
- Slim, low-profile design and lightweight for easy handling
- Battery Backup is Title 20 Compliant

Ideal Applications

- Office
- Schools
- Restaurants
- Retail Stores
- Hospitality
- Healthcare





Select Series LED Direct Troffers

Specifications


Wattage (W)

1x4	SW2.....32W/26W/18W/15W
2x2	SW2.....32W/26W/18W/15W
	SW5.....46W/36W/26W/22W
	SW6.....65W/55W/46W/36W
2x4	SW3.....32W/26W/22W/18W
	SW5.....46W/36W/26W/22W
	SW6.....65W/55W/46W/36W
	SW8.....85W/75W/65W

Lumens (L)

1x4	SW2.....4600L/3800L/2800L/2325L
2x2	SW2.....4600L/3800L/2800L/2325L
	SW5.....6624L/5200L/3800L/3200L
	SW6.....9360L/7920L/6624L/5200L
2x4	SW3.....5200L/3800L/3200L/2800L
	SW5.....6624L/5200L/3800L/3200L
	SW6.....9360L/7920L/6624L/5200L
	SW8.....10,000L/8800L/7600L

Lumens Per Watt (LPW).....	>130 LPW
Input Line Voltage.....	120-277 VAC
Input Line Frequency (Hz).....	50/60Hz
Rated Life.....	50,000 hours
Minimum Starting Temperature.....	-20°C
Maximum Operating Temperature.....	40°C
CRI.....	>80
Power Factor.....	>90%
THD.....	<20%
Ratings.....	UL/cUL damp location rated, IC rated, IP20
Controls.....	0-10V dimming (standard)



Replacement Strategy

SYSTEM	BALLAST FACTOR	LUMENS	INPUT WATTS*	LED ENERGY SAVINGS
TCP LED Direct Troffer - 2x4	—	5200	36	—
3 Lamp 32W T8 HBF	1.18	6960	93	61%
3 Lamp 32W T8 NBF	0.88	6681	89	60%
2 Lamp 32W T8 HBF	1.18	4658	65	45%
2 Lamp 28W T5	1.0	4675	63	43%
2 Lamp 32W T8 NBF	0.88	4468	59	39%

*Actual wattage may differ by +/- 5%, when operating between 120-277V +/- 10%.

NOTE: Charts show system lumens (delivered lumens), NOT straight lamp lumen output. This is calculated as follows:

$$\text{System lumens} = \text{mean lumens} \times \# \text{ lamps} \times \text{ballast factor} \times \text{luminaire efficiency factor}$$

Quick Click Installation

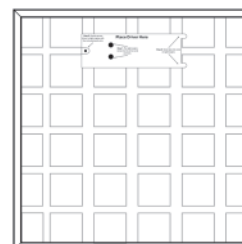
Step 1:

Look for this sticker on the back of the light fixture.



Step 2:

Follow the directions to secure the driver to the fixture.



Scan QR Code
to view an
installation tutorial.

TCP®

325 Campus Dr. | Aurora, Ohio 44202 | P: 800-324-1496 | tcp.com

Not all versions of this product are qualified on the DLC QPL. To view our DLC qualified products, please consult the DLC Qualified Products List at www.designlights.org/qpl.



5 YEAR WARRANTY



1x4 Select Series LED Direct Troffers

Applications

TCP Select Series LED Direct Troffers are cost-effective, high-efficiency alternatives to traditional T5, T8 and T12 linear fluorescent troffers. Featuring a slim, low-profile design, our LED DT Series luminaires use backlit technology to deliver full panel diffusion and superior uniformity that meets or exceeds the output from edge-lit panels. Applications include offices, schools, retail locations, healthcare, hospitality and other T-grid and commercial ceilings.

Construction

- Rectangular white frame
- Lens: frosted white diffuser
- IP20 rated
- IC rated for direct contact with insulation
- Designed for easy drop into T-bar grid ceilings


Electrical

- UL/cUL damp location rated
- 0-10V dimming driver (standard)
- LED driver with integrated junction box
- System rated for long 50,000 hour life

Optics

- Backlit technology provides even, uniform lighting
- 120° beam angle
- Frosted diffuser for reduced glare and aesthetic appeal
- Meets or exceeds the look and performance of edge-lit panels

Item Number	
Notes	Type



Listings

UL/cUL Listed
IC Rated
RoHS Compliant

Lumen Maintenance

L70 > 54000 hours

Warranty

Five year limited warranty against defects in manufacturing.

Catalog Ordering Matrix

FAMILY	SIZE	VOLTAGE	DIMMING	WATTAGE ^{1,2}	COLOR TEMPERATURE	OPTIONS
DTF = Direct Troffer Frosted	1 = 1' x 4'	U = 120-277V	ZD = 0-10V Dimming	SW2 = 32/26/18/15W (4600/3800/2800/2325L)	CCT = 3500/4100/5000K Selectable 6CCT = 2700/3000/3500/4100/ 5000/6500K Selectable	BLANK = None IS = Integrated Sensor EB = Battery Backup CP = Chicago Plenum NLS = DLC Network Lighting Sensor

Accessories:

Item Number	Description
YHANGER6PK	Y FIT CABLE HANGER 6 PACK (HANGS 3 UNITS)
DTSK1	SURFACE MOUNT KIT FOR 1X4 PANELS
DTFLK1	RECESS MOUNT FLANGE KIT FOR 1X4 PANELS
ISREMOTE	REMOTE FOR INTEGRATED SENSOR
DTQD2D2SN	REPLACEMENT DRIVER FOR 1X4 PANEL
DTQD2D2ISSN	REPLACEMENT DRIVER FOR 1X4 PANEL WITH SENSOR

¹ Approximate lumen output. Actual performance may vary based on CCT, options selected and end user application.

² Actual wattage may differ by +/- 5%; when operating between 120-277V +/- 10%.

Specifications subject to change without notice.

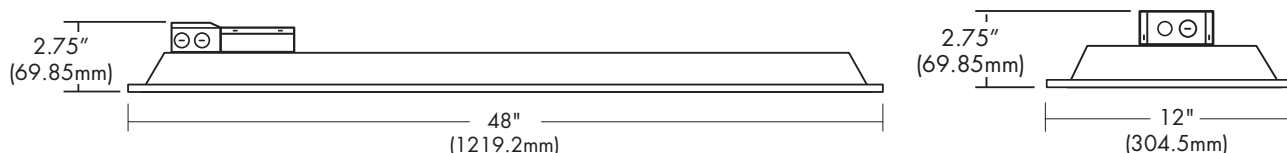
For the most up-to-date specs and warranty information, please visit www.tcp.com





1x4 Select Series LED Direct Troffers

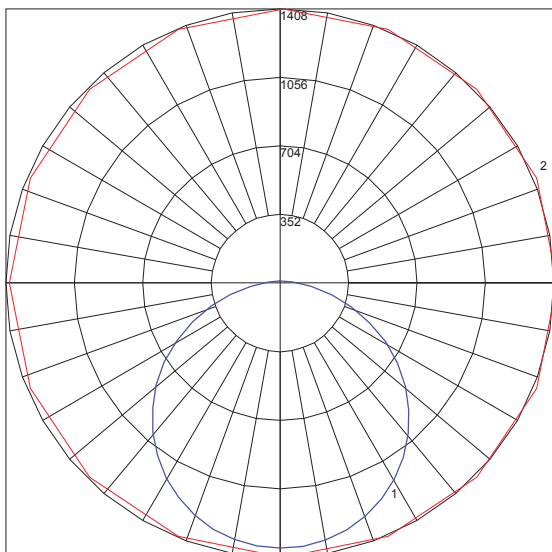
Dimensions and Mounting Data



Photometric Report

Based on photometric data for
TCP Item # DTF1UZDSW2CCT (32W, 41K)

Polar Graph



Maximum Candela = 1407.6 Located At Horizontal Angle = 0, Vertical Angle = 0
1 - Vertical Plane Through Horizontal Angles (0 - 180) (Through Max. Cd.)
2 - Horizontal Cone Through Vertical Angle (0) (Through Max. Cd.)

Average Luminance candelas/square meter (cd/sq.m)

Angle In Degrees	Average 0-Deg	Average 45-Deg	Average 90-Deg
45	3631	3602	3585
55	3506	3474	3437
65	3292	3239	3179
75	2892	2795	2680
85	2165	1983	1746

Spacing Criterion

(0-180): 1.28, (90-270): 1.28

Coefficients of Utilization – Zonal Cavity Method

Effective Floor Cavity Reflectance 0.20

RC	80				70				50				30				10				0
RW	70	50	30	10	70	50	30	10	50	30	10	50	30	10	50	30	10	50	30	10	0
0	119	119	119	119	116	116	116	116	111	111	111	106	106	106	102	102	102	100	100	100	100
1	109	104	100	96	106	102	98	94	97	94	91	93	91	88	90	88	86	84	84	84	84
2	99	90	84	78	96	89	82	77	85	80	75	82	77	73	79	75	72	69	69	69	69
3	90	79	71	64	87	78	70	64	75	68	63	72	66	62	69	65	61	58	58	58	58
4	82	70	61	55	80	69	61	54	66	59	53	64	58	53	62	56	52	50	50	50	50
5	76	63	54	47	73	62	53	47	59	52	46	57	51	46	56	50	45	43	43	43	43
6	70	56	47	41	68	55	47	41	54	46	40	52	45	40	50	44	40	38	38	38	38
7	65	51	42	36	63	50	42	36	49	41	36	47	40	35	46	40	35	33	33	33	33
8	60	47	38	32	59	46	38	32	45	37	32	43	37	32	42	36	31	29	29	29	29
9	56	43	34	29	55	42	34	29	41	34	29	40	33	28	39	33	28	26	26	26	26
10	53	39	31	26	51	39	31	26	38	31	26	37	30	26	36	30	26	24	24	24	24

Zonal Lumen Summary

Zone	Lumens	%Lamp	%Fixt
0-20	493.60	N.A.	12.71
0-30	1095.31	N.A.	27.02
0-40	1722.30	N.A.	44.34
0-60	3056.50	N.A.	78.68
0-80	3808.40	N.A.	98.04
0-90	3881.50	N.A.	99.92
10-90	3910.96	N.A.	96.70
20-40	1281.49	N.A.	31.70
20-50	2010.58	N.A.	49.70
40-70	1887.56	N.A.	46.70
60-80	782.93	N.A.	19.40
70-80	283.30	N.A.	7.00
80-90	76.63	N.A.	1.90
90-110	0.00	N.A.	0.00
90-120	0.00	N.A.	0.00
90-130	0.00	N.A.	0.00
90-150	0.01	N.A.	0.00
90-180	0.76	N.A.	0.00
110-180	0.76	N.A.	0.00
0-180	3884.70	N.A.	100.00

Total Luminaire Efficiency = N.A. %

TCP®

325 Campus Dr. | Aurora, Ohio 44202 | P: 800-324-1496 | tcp.com

Not all versions of this product are qualified on the DLC QPL. To view our DLC qualified products, please consult the DLC Qualified Products List at www.designlights.org/qpl.



5 YEAR WARRANTY



2x2 Select Series LED Direct Troffers

Applications

TCP Select Series LED Direct Troffers are cost-effective, high-efficiency alternatives to traditional T5, T8 and T12 linear fluorescent troffers. Featuring a slim, low-profile design, our LED DT Series luminaires use backlit technology to deliver full panel diffusion and superior uniformity that meets or exceeds the output from edge-lit panels. Applications include offices, schools, retail locations, healthcare, hospitality and other T-grid and commercial ceilings.

Construction

- Rectangular white frame
- Lens: frosted white diffuser
- IP20 rated
- IC rated for direct contact with insulation
- Designed for easy drop into T-bar grid ceilings

Electrical

- UL/cUL damp location rated
- 0-10V dimming driver (standard)
- LED driver with integrated junction box
- System rated for long 50,000 hour life

Optics

- Backlit technology provides even, uniform lighting
- 120° beam angle
- Frosted diffuser for reduced glare and aesthetic appeal
- Meets or exceeds the look and performance of edge-lit panels

Item Number	
Notes	Type



Listings

UL/cUL Listed
IC Rated
RoHS Compliant

Lumen Maintenance

L70 > 54000 hours

Warranty

Five year limited warranty against defects in manufacturing.

Catalog Ordering Matrix

SELECTABLE WATTAGE WITH SELECTABLE CCT

FAMILY	LENS TYPE	SIZE	VOLTAGE	DIMMING	WATTAGE ^{1,2}	COLOR TEMPERATURE	OPTIONS
DT = Direct Troffer	F = Frosted	2 = 2' x 2'	U = 120-277V	ZD = 0-10V Dimming	SW2 = 32/26/18/15W (4600/3800/2800/2325L) SW5 = 46/36/26/22W (6624/5200/3800/3200L) SW6 = 65/55/46/36W (9360/7920/6624/5200L)	CCT = 3500/4100/5000K Selectable 6CCT = 2700/3000/3500/ 4100/5000/6500K Selectable	BLANK = None IS = Integrated Sensor EB = Battery Backup CP = Chicago Plenum NLS = DLC Network Lighting Sensor

Accessories:

Item Number	Description
YHANGER6PK	Y FIT CABLE HANGER 6 PACK (HANGS 3 UNITS)
DTSK4	SURFACE MOUNT KIT FOR 2X4 PANELS
DTFLK4	RECESS MOUNT FLANGE KIT FOR 2X4 PANELS
ISREMOTE	REMOTE FOR INTEGRATED SENSOR
DTQD2D2SN	REPLACEMENT DRIVER FOR 2X2 PANEL
DTQD2D2ISSN	REPLACEMENT DRIVER FOR 2X2 PANEL WITH SENSOR

¹ Approximate lumen output. Actual performance may vary based on CCT, options selected and end user application.

² Actual wattage may differ by +/- 5%; when operating between 120-277V +/- 10%.

Specifications subject to change without notice.

For the most up-to-date specs and warranty information, please visit www.tcp.com

TCP®

325 Campus Dr. | Aurora, Ohio 44202 | P: 800-324-1496 | tcp.com

Not all versions of this product are qualified on the DLC QPL. To view our DLC qualified products, please consult the DLC Qualified Products List at www.designlights.org/qpl.

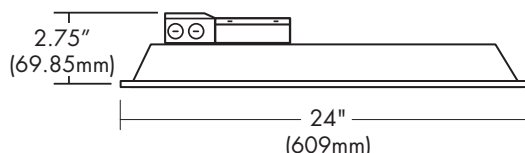


5 YEAR WARRANTY



2x2 Select Series LED Direct Troffers

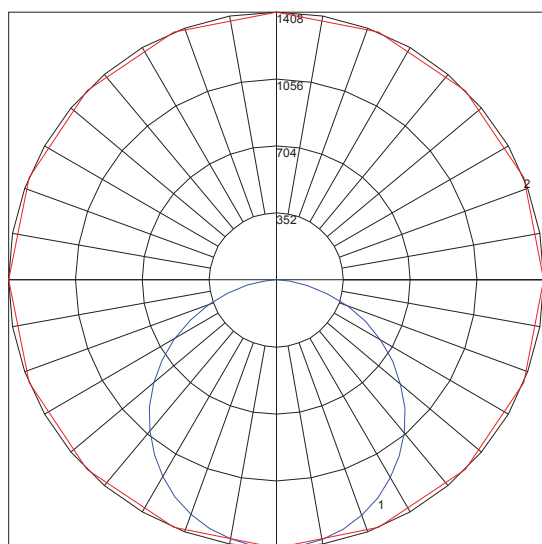
Dimensions and Mounting Data



Photometric Report

Based on photometric data for
TCP Item # DTF2UZDSW2CCT (32W, 41K)

Polar Graph



Maximum Candela = 1407.6 Located At Horizontal Angle = 0, Vertical Angle = 0
1 - Vertical Plane Through Horizontal Angles (0 - 180) (Through Max. Cd.)
2 - Horizontal Cone Through Vertical Angle (0) (Through Max. Cd.)

Average Luminance candelas/square meter (cd/sq.m)

Angle In Degrees	Average 0-Deg	Average 45-Deg	Average 90-Deg
45	3631	3602	3585
55	3506	3474	3437
65	3292	3239	3179
75	2892	2795	2680
85	2165	1983	1746

Spacing Criterion (0-180): 1.28

Spacing Criterion (90-270): 1.28

Coefficients of Utilization – Zonal Cavity Method

Effective Floor Cavity Reflectance 0.20

		80				70				50				30				10				0
RC	RW	70	50	30	10	70	50	30	10	50	30	10	50	30	10	50	30	10	0			
0		119	119	119	119	116	116	116	116	111	111	111	106	106	106	102	102	102	100			
1		109	104	100	96	106	102	98	94	97	94	91	93	91	88	90	88	86	84			
2		99	90	84	78	96	89	82	77	85	80	75	82	77	73	79	75	72	69			
3		90	79	71	64	87	78	70	64	75	68	63	72	66	62	69	65	61	58			
4		82	70	61	55	80	69	61	54	66	59	53	64	58	53	62	56	52	50			
5		76	63	54	47	73	62	53	47	59	52	46	57	51	46	56	50	45	43			
6		70	56	47	41	68	55	47	41	54	46	40	52	45	40	50	44	40	38			
7		65	51	42	36	63	50	42	36	49	41	36	47	40	35	46	40	35	33			
8		60	47	38	32	59	46	38	32	45	37	32	43	37	32	42	36	31	29			
9		56	43	34	29	55	42	34	29	41	34	29	40	33	28	39	33	28	26			
10		53	39	31	26	51	39	31	26	38	31	26	37	30	26	36	30	26	24			

Zonal Lumen Summary

Zone	Lumens	%Lamp	%Fixt
0-20	515.20	N.A.	12.70
0-30	1095.31	N.A.	27.10
0-40	1796.69	N.A.	44.40
0-60	3184.62	N.A.	78.70
0-80	3967.55	N.A.	98.10
0-90	4044.17	N.A.	100.00
10-90	3910.96	N.A.	96.70
20-40	1281.49	N.A.	31.70
20-50	2010.58	N.A.	49.70
40-70	1887.56	N.A.	46.70
60-80	782.93	N.A.	19.40
70-80	283.30	N.A.	7.00
80-90	76.63	N.A.	1.90
90-110	0.00	N.A.	0.00
90-120	0.00	N.A.	0.00
90-130	0.00	N.A.	0.00
90-150	0.01	N.A.	0.00
90-180	0.76	N.A.	0.00
110-180	0.76	N.A.	0.00
0-180	4044.93	N.A.	100.00

Total Luminaire Efficiency = N.A.%

TCP®

325 Campus Dr. | Aurora, Ohio 44202 | P: 800-324-1496 | tcp.com

Not all versions of this product are qualified on the DLC QPL. To view our DLC qualified products, please consult the DLC Qualified Products List at www.designlights.org/qpl.



5 YEAR WARRANTY



2x4 Select Series LED Direct Troffers

Applications

TCP Select Series LED Direct Troffers are cost-effective, high-efficiency alternatives to traditional T5, T8 and T12 linear fluorescent troffers. Featuring a slim, low-profile design, our LED DT Series luminaires use backlit technology to deliver full panel diffusion and superior uniformity that meets or exceeds the output from edge-lit panels. Applications include offices, schools, retail locations, healthcare, hospitality and other T-grid and commercial ceilings.

Construction

- Rectangular white frame
- Lens: frosted white diffuser
- IP20 rated
- IC rated for direct contact with insulation
- Designed for easy drop into T-bar grid ceilings


Electrical

- UL/cUL damp location rated
- 0-10V dimming driver (standard)
- LED driver with integrated junction box
- System rated for long 50,000 hour life

Optics

- Backlit technology provides even, uniform lighting
- 120° beam angle
- Frosted diffuser for reduced glare and aesthetic appeal
- Meets or exceeds the look and performance of edge-lit panels

Item Number	
Notes	Type



Listings

UL/cUL Listed
IC Rated
RoHS Compliant

Lumen Maintenance

L70 > 54000 hours

Warranty

Five year limited warranty against defects in manufacturing.

Catalog Ordering Matrix

FAMILY	SIZE	VOLTAGE	DIMMING	WATTAGE ^{1,2}	COLOR TEMPERATURE	FACTORY INSTALLED OPTIONS
DTF = Direct Troffer Frosted	4 = 2' x 4'	U = 120-277V	ZD = 0-10V Dimming	SW3 = 36/26/22/18W (5200/3800/3200/2800L) SW5 = 46/36/26/22W (6624/5200/3800/3200L) SW6 = 65/55/46/36W (9360/7920/6624/5200L) SW8 = 85/75/65W (10,000/8800/7600L)	CCT = 3500/4100/5000K Selectable 6CCT = 2700/3000/3500/ 4100/5000/6500K Selectable	BLANK = None IS = Integrated Sensor EB = Battery Backup CP = Chicago Plenum NLS = DLC Network Lighting Sensor

Accessories:

Item Number	Description
YHANGER6PK	Y FIT CABLE HANGER 6 PACK (HANGS 3 UNITS)
DTSK4	SURFACE MOUNT KIT FOR 2X4 PANELS
DTFLK4	RECESS MOUNT FLANGE KIT FOR 2X4 PANELS
ISREMOTE	REMOTE FOR INTEGRATED SENSOR
DTQD4D1SN	REPLACEMENT DRIVER FOR 2X4 PANEL
DTQD4D1ISSN	REPLACEMENT DRIVER FOR 2X4 PANEL WITH SENSOR

¹ Approximate lumen output. Actual performance may vary based on CCT, options selected and end user application.

² Actual wattage may differ by +/- 5%; when operating between 120-277V +/- 10%.

Specifications subject to change without notice.

For the most up-to-date specs and warranty information, please visit www.tcpi.com

TCP®

325 Campus Dr. | Aurora, Ohio 44202 | P: 800-324-1496 | tcpi.com

Not all versions of this product are qualified on the DLC QPL. To view our DLC qualified products, please consult the DLC Qualified Products List at www.designlights.org/qpl.

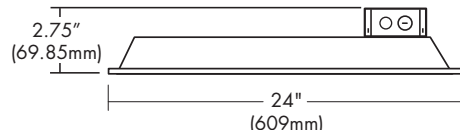
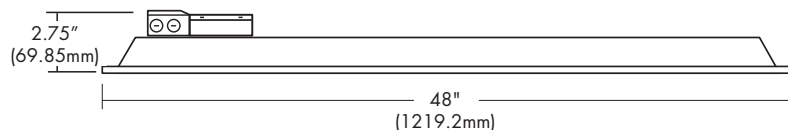


5 YEAR WARRANTY



2x4 Select Series LED Direct Troffers

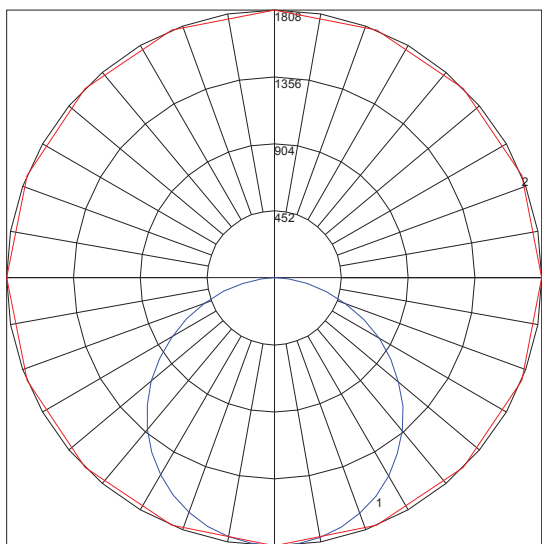
Dimensions and Mounting Data



Photometric Report

Based on photometric data for
TCP Item # DTF4UZDSW3CCT (36W, 41K)

Polar Graph



Maximum Candela = 1808.2 Located At Horizontal Angle = 0, Vertical Angle = 0
1 - Vertical Plane Through Horizontal Angles (0 - 180) (Through Max. Cd.)
2 - Horizontal Cone Through Vertical Angle (0) (Through Max. Cd.)

Average Luminance candelas/square meter (cd/sq.m)

Angle In Degrees	Average 0-Deg	Average 45-Deg	Average 90-Deg
45	2333	2317	2318
55	2254	2237	2229
65	2125	2092	2083
75	1904	1866	1822
85	1499	1470	1394

Spacing Criterion (0-180): 1.28

Spacing Criterion (90-270): 1.28

Specifications and dimensions subject to change without notice.

Coefficients of Utilization – Zonal Cavity Method

Effective Floor Cavity Reflectance 0.20

RC	80				70				50				30				10				0
RW	70	50	30	10	70	50	30	10	50	30	10	50	30	10	50	30	10	50	30	10	0
0	119	119	119	119	116	116	116	116	111	111	111	106	106	106	102	102	102	102	102	102	100
1	109	104	99	95	106	101	97	94	97	94	91	93	91	88	90	87	85	83	83	83	83
2	99	90	83	78	96	88	82	77	85	79	75	81	77	73	78	75	71	69	69	69	69
3	90	79	71	64	87	78	70	64	75	68	63	72	66	61	69	64	60	58	58	58	58
4	82	70	61	54	80	69	60	54	66	59	53	64	58	52	62	56	52	50	50	50	50
5	76	63	53	47	73	61	53	46	59	52	46	57	51	45	55	50	45	43	43	43	43
6	70	56	47	41	68	55	47	41	53	46	40	52	45	40	50	44	39	37	37	37	37
7	65	51	42	36	63	50	42	36	49	41	36	47	40	35	46	40	35	33	33	33	33
8	60	46	38	32	59	46	38	32	44	37	32	43	36	31	42	36	31	29	29	29	29
9	56	43	34	29	55	42	34	29	41	34	29	40	33	28	39	33	28	26	26	26	26
10	53	39	31	26	51	39	31	26	38	31	26	37	30	26	36	30	26	24	24	24	24

Zonal Lumen Summary

Zone	Lumens	%Lamp	%Fixt
0-20	661.93	N.A.	12.70
0-30	1407.56	N.A.	26.90
0-40	2309.2	N.A.	44.20
0-60	4094.49	N.A.	78.40
0-80	5115.44	N.A.	97.90
0-90	5222.48	N.A.	100.00
10-90	5051.35	N.A.	96.70
20-40	1647.27	N.A.	31.50
20-50	2584.72	N.A.	49.50
40-70	2431.84	N.A.	46.60
60-80	1020.95	N.A.	19.50
70-80	374.40	N.A.	7.20
80-90	107.04	N.A.	2.00
90-110	0.62	N.A.	0.00
90-120	0.62	N.A.	0.00
90-130	0.62	N.A.	0.00
90-150	0.67	N.A.	0.00
90-180	1.55	N.A.	0.00
110-180	0.94	N.A.	0.00
0-180	5224.04	N.A.	100.00

Total Luminaire Efficiency = N.A. %

TCP®

325 Campus Dr. | Aurora, Ohio 44202 | P: 800-324-1496 | tcp.com

©TCP JAN 2026/WF558362

Not all versions of this product are qualified on the DLC QPL. To view our DLC qualified products, please consult the DLC Qualified Products List at www.designlights.org/qpl.



5 YEAR WARRANTY

TECHNOLOGY CAST IN A BEAUTIFUL LIGHT

For over 30 years, TCP has been designing, developing and delivering energy-efficient lighting into the market. Thanks to our cutting-edge technology and manufacturing expertise, we have shipped billions of high quality lighting products. With TCP, you can count on a lighting product that is designed to meet the needs of the market - that transforms your surroundings and envelopes you in warmth - lighting that generates beauty with every flip of the switch.

Sales:

Date:

Model:

Project:

Rep:

Catalog Number:

Type:

Notes:



For more information on the quality and care TCP can deliver, call us at **800.324.1496** or visit tcpi.com

325 Campus Dr. | Aurora, Ohio 44202 | P: 800.324.1496 | F: 877.487.0516