



DT Series Low Bay Luminaires with Selectable CCT

Product Specifications

TCP's LED DT Series Low Bay Luminaires with Selectable CCT feature backlit technology with a robust construction that still offers a slim, low-profile design with beautiful full panel diffusion and superior uniformity.

These energy-efficient Low Bays offer a cost-effective solution to maximize energy savings and take advantage of potential utility rebates where applicable.

Applications: T-bar Grid Ceilings

Reasons to choose the LED DT Series Low Bay Luminaires with Selectable CCT from TCP

- Provides energy savings over fluorescent alternatives and potential rebate eligibility
- Long 50,000 hour rated life significantly reduces maintenance labor and material costs
- Excellent color consistency and CRI enhance color of focal point while maintaining uniformity throughout lighting installation
- Mercury free construction is great for all environments
- Fits standard 1" and 9/16" T-bar grid ceilings
- Utilizes backlit technology for full diffusion with excellent uniformity
- Slim, low-profile design and lightweight for easy handling
- Battery Backup is Title 20 Compliant

Ideal Applications

- Office
- Schools
- Restaurants
- Retail Stores
- Hospitality
- Healthcare

Specifications

Input Line Voltage	120-277 VAC
Input Line Frequency (Hz)	50/60Hz
Wattage (W)	
2x2	
A1	32/26/18W
2x4	
A1	36/26/22W
A8	85/75/65W
Lumens (L)	
2x2	
A1	4200/3400/2600L
2x4	
A1	5200/3800/3200L
A8	10,000/8300/7200L
Lumens Per Watt (LPW)	130LPW/115LPW
Rated Life	50,000 hours
Minimum Starting Temperature	-20°C
Maximum Operating Temperature	40°C
CRI	>80
Power Factor	>90%
THD	<20%
Ratings	UL/cUL damp location rated, IC rated, IP20, DLC 5.1 Standard
Controls	0-10V dimming (standard)



Replacement Strategy

SYSTEM	BALLAST FACTOR	LUMENS	INPUT WATTS*	LED ENERGY SAVINGS
TCP LED Direct Troffer - 2x2	—	3200	29	—
2 Lamp 34W T12 U-Bend	0.88	4420	74	61%
2 Lamp 32W T8 U-Bend	0.88	4275	58	50%
2 Lamp 24W T5HO	1.0	3145	54	46%
TCP LED Direct Troffer - 2x4	—	5100	46	—
3 Lamp 32W T8 HBF	1.18	6960	93	50%
3 Lamp 32W T8 NBF	0.88	6681	89	48%
2 Lamp 32W T8 HBF	1.18	4658	65	29%
2 Lamp 28W T5	1.0	4675	63	27%
2 Lamp 32W T8 NBF	0.88	4468	59	22%

*Actual wattage may differ by +/- 5%, when operating between 120-277V +/- 10%.

NOTE: Charts show system lumens (delivered lumens), NOT straight lamp lumen output. This is calculated as follows:
System lumens = mean lumens x # lamps x ballast factor x luminaire efficiency factor

Applications

TCP LED DT Series Low Bay Luminaires with Selectable CCT are cost-effective, high-efficiency alternatives to traditional T5, T8 and T12 linear fluorescent troffers. Featuring a slim, low-profile design, our LED DT Series Luminaires use backlit technology to deliver full panel diffusion and superior uniformity that meets or exceeds the output from edge-lit panels. Applications include offices, schools, retail locations, healthcare, hospitality and other T-grid and commercial ceilings.

Construction

- Rectangular white frame
- Lens: frosted white diffuser
- IP20 rated
- IC rated for direct contact with insulation
- Designed for easy drop into T-bar grid ceilings


Electrical

- UL/cUL damp location rated
- 0-10V dimming driver (standard)
- LED driver with integrated junction box
- System rated for long 50,000 hour life

Optics

- Backlit technology provides even, uniform lighting
- 120° beam angle
- Frosted diffuser for reduced glare and aesthetic appeal
- Meets or exceeds the look and performance of edge-lit panels

Item Number	
Notes	Type



Listings

UL/cUL Listed
IC Rated
RoHS Compliant
DLC 5.1 Standard

Lumen Maintenance

L70 > 54000 hours

Warranty

Five year limited warranty against defects in manufacturing.

Catalog Ordering Matrix

FAMILY	LENS TYPE	SIZE	VOLTAGE	DIMMING	LUMEN PACKAGE ¹ (WATTAGE ²)	COLOR TEMPERATURE	OPTIONS	CONTROL OPTIONS	FRAME OPTIONS ⁴
DT = Direct Troffer	F = Frosted	2 = 2' x 2'	U = 120-277V	ZD = 0-10V Dimming	A1 = 36/26/18W (4200/3400/2600L)	CCT = 3500/4100/5000K Selectable	BLANK = None EB = Battery Backup ³	IS = Integrated Sensor SM = SmartBox bluetooth sensor	BLANK = White Frame BLK = Black Frame

¹ Approximate lumen output. Actual performance may vary based on CCT, options selected and end user application.

² Actual wattage may differ by +/- 10%.

³ ILBCP07ATBTS – 7W battery backup, Title 20 compliant. Battery Backup will operate at highest CCT when activated.

⁴ Special frame colors are special order only. Please work with supply chain for lead times.

Accessories:

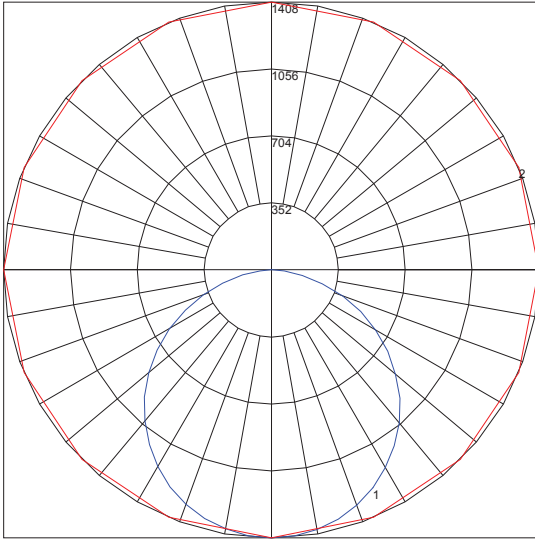
Item Number	Description
YHANGER6PK	Y FIT CABLE HANGER 6 PACK (HANGS 3 UNITS)
DTSK2	SURFACE MOUNT KIT FOR 2X2 PANELS
DTFLK2	RECESS MOUNT FLANGE KIT FOR 2X2 PANELS

For the most up-to-date specs and warranty information, please visit www.tcp.com

Photometric Report

Based on photometric data for
TCP Item # DTF2UZDA1CCT (32W, 41K)

Polar Graph



Maximum Candela = 1407.6 Located At Horizontal Angle = 0, Vertical Angle = 0
1 - Vertical Plane Through Horizontal Angles (0 - 180) (Through Max. Cd.)
2 - Horizontal Cone Through Vertical Angle (0) (Through Max. Cd.)

Average Luminance candelas/square meter (cd/sq.m)

Angle In Degrees	Average 0-Deg	Average 45-Deg	Average 90-Deg
45	3631	3602	3585
55	3506	3474	3437
65	3292	3239	3179
75	2892	2795	2680
85	2165	1983	1746

Spacing Criterion (0-180): 1.28

Spacing Criterion (90-270): 1.28

Coefficients of Utilization – Zonal Cavity Method

Effective Floor Cavity Reflectance 0.20

RC	80				70				50				30				10				0
RW	70	50	30	10	70	50	30	10	50	30	10	50	30	10	50	30	10	50	30	10	0
0	119	119	119	119	116	116	116	116	111	111	111	106	106	106	102	102	102	100	100	100	100
1	109	104	100	96	106	102	98	94	97	94	91	93	91	88	90	88	86	84	84	84	84
2	99	90	84	78	96	89	82	77	85	80	75	82	77	73	79	75	72	69	69	69	69
3	90	79	71	64	87	78	70	64	75	68	63	72	66	62	69	65	61	58	58	58	58
4	82	70	61	55	80	69	61	54	66	59	53	64	58	53	62	56	52	50	50	50	50
5	76	63	54	47	73	62	53	47	59	52	46	57	51	46	56	50	45	43	43	43	43
6	70	56	47	41	68	55	47	41	54	46	40	52	45	40	50	44	40	38	38	38	38
7	65	51	42	36	63	50	42	36	49	41	36	47	40	35	46	40	35	33	33	33	33
8	60	47	38	32	59	46	38	32	45	37	32	43	37	32	42	36	31	29	29	29	29
9	56	43	34	29	55	42	34	29	41	34	29	40	33	28	39	33	28	26	26	26	26
10	53	39	31	26	51	39	31	26	38	31	26	37	30	26	36	30	26	24	24	24	24

Zonal Lumen Summary

Zone	Lumens	%Lamp	%Fixt
0-20	515.20	N.A.	12.70
0-30	1095.31	N.A.	27.10
0-40	1796.69	N.A.	44.40
0-60	3184.62	N.A.	78.70
0-80	3967.55	N.A.	98.10
0-90	4044.17	N.A.	100.00
10-90	3910.96	N.A.	96.70
20-40	1281.49	N.A.	31.70
20-50	2010.58	N.A.	49.70
40-70	1887.56	N.A.	46.70
60-80	782.93	N.A.	19.40
70-80	283.30	N.A.	7.00
80-90	76.63	N.A.	1.90
90-110	0.00	N.A.	0.00
90-120	0.00	N.A.	0.00
90-130	0.00	N.A.	0.00
90-150	0.01	N.A.	0.00
90-180	0.76	N.A.	0.00
110-180	0.76	N.A.	0.00
0-180	4044.93	N.A.	100.00

Total Luminaire Efficiency = N.A. %

Specifications and dimensions subject to change without notice.

Applications

TCP LED DT Series Low Bay Luminaires with Selectable CCT are cost-effective, high-efficiency alternatives to traditional T5, T8 and T12 linear fluorescent troffers. Featuring a slim, low-profile design, our LED DT Series Luminaires use backlit technology to deliver full panel diffusion and superior uniformity that meets or exceeds the output from edge-lit panels. Applications include offices, schools, retail locations, healthcare, hospitality and other T-grid and commercial ceilings.

Construction

- Rectangular white frame
- Lens: frosted white diffuser
- IP20 rated
- IC rated for direct contact with insulation
- Designed for easy drop into T-bar grid ceilings


Electrical

- UL/cUL damp location rated
- 0-10V dimming driver (standard)
- LED driver with integrated junction box
- System rated for long 50,000 hour life

Optics

- Backlit technology provides even, uniform lighting
- 120° beam angle
- Frosted diffuser for reduced glare and aesthetic appeal
- Meets or exceeds the look and performance of edge-lit panels

Item Number	
Notes	Type



Listings

UL/cUL Listed
IC Rated
RoHS Compliant
DLC 5.1 Standard

Lumen Maintenance

L70 > 54000 hours

Warranty

Five year limited warranty against defects in manufacturing.

Catalog Ordering Matrix

FAMILY	LENS TYPE	SIZE	VOLTAGE	DIMMING	LUMEN PACKAGE ¹ (WATTAGE ²)	COLOR TEMPERATURE
DT = Direct Troffer	F = Frosted	4 = 2' x 4'	U = 120-277V	ZD = 0-10V Dimming	A1 = 36/26/22W (5200/3800/3200L) A8 = 85/75/65W (10,000/8300/7200L)	CCT = 3500/4100/5000K Selectable

¹Approximate lumen output. Actual performance may vary based on CCT, options selected and end user application.

²Actual wattage may differ by +/- 10%.

Accessories:

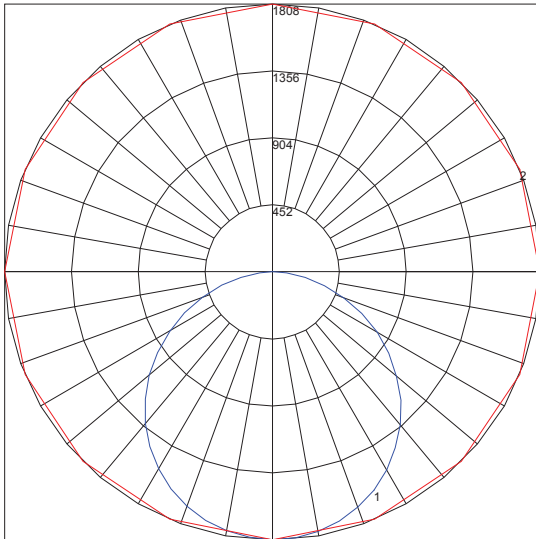
Item Number	Description
YHANGER6PK	Y FIT CABLE HANGER 6 PACK (HANGS 3 UNITS)
DTSK4	SURFACE MOUNT KIT FOR 2X4 PANELS
DTFLK4	RECESS MOUNT FLANGE KIT FOR 2X4 PANELS

For the most up-to-date specs and warranty information, please visit www.tcp.com

Photometric Report

Based on photometric data for
TCP Item # DTF4UZDA1CCT (36W, 41K)

Polar Graph



Maximum Candela = 1808.2 Located At Horizontal Angle = 0, Vertical Angle = 0
1 - Vertical Plane Through Horizontal Angles (0 - 180) (Through Max. Cd.)
2 - Horizontal Cone Through Vertical Angle (0) (Through Max. Cd.)

Average Luminance candelas/square meter (cd/sq.m)

Angle In Degrees	Average 0-Deg	Average 45-Deg	Average 90-Deg
45	2333	2317	2318
55	2254	2237	2229
65	2125	2092	2083
75	1904	1866	1822
85	1499	1470	1394

Spacing Criterion (0-180): 1.28

Spacing Criterion (90-270): 1.28

Coefficients of Utilization – Zonal Cavity Method

Effective Floor Cavity Reflectance 0.20

RC	80				70				50				30				10				0
RW	70	50	30	10	70	50	30	10	50	30	10	50	30	10	50	30	10	50	30	10	0
0	119	119	119	119	116	116	116	116	111	111	111	106	106	106	102	102	102	100	100	100	100
1	109	104	99	95	106	101	97	94	97	94	91	93	91	88	90	87	85	83	83	83	83
2	99	90	83	78	96	88	82	77	85	79	75	81	77	73	78	75	71	69	69	69	69
3	90	79	71	64	87	78	70	64	75	68	63	72	66	61	69	64	60	58	58	58	58
4	82	70	61	54	80	69	60	54	66	59	53	64	58	52	62	56	52	50	50	50	50
5	76	63	53	47	73	61	53	46	59	52	46	57	51	45	55	50	45	43	43	43	43
6	70	56	47	41	68	55	47	41	53	46	40	52	45	40	50	44	39	37	37	37	37
7	65	51	42	36	63	50	42	36	49	41	36	47	40	35	46	40	35	33	33	33	33
8	60	46	38	32	59	46	38	32	44	37	32	43	36	31	42	36	31	29	29	29	29
9	56	43	34	29	55	42	34	29	41	34	29	40	33	28	39	33	28	26	26	26	26
10	53	39	31	26	51	39	31	26	38	31	26	37	30	26	36	30	26	24	24	24	24

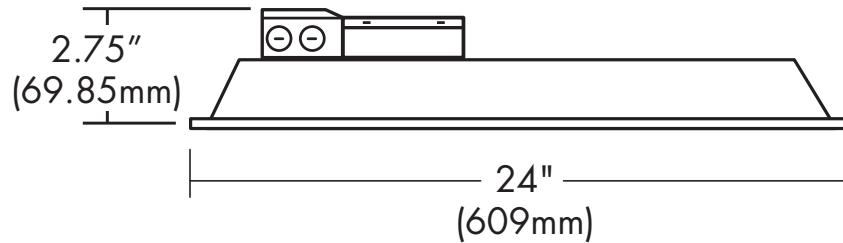
Zonal Lumen Summary

Zone	Lumens	%Lamp	%Fixt
0-20	661.93	N.A.	12.70
0-30	1407.56	N.A.	26.90
0-40	2309.2	N.A.	44.20
0-60	4094.49	N.A.	78.40
0-80	5115.44	N.A.	97.90
0-90	5222.48	N.A.	100.00
10-90	5051.35	N.A.	96.70
20-40	1647.27	N.A.	31.50
20-50	2584.72	N.A.	49.50
40-70	2431.84	N.A.	46.60
60-80	1020.95	N.A.	19.50
70-80	374.40	N.A.	7.20
80-90	107.04	N.A.	2.00
90-110	0.62	N.A.	0.00
90-120	0.62	N.A.	0.00
90-130	0.62	N.A.	0.00
90-150	0.67	N.A.	0.00
90-180	1.55	N.A.	0.00
110-180	0.94	N.A.	0.00
0-180	5224.04	N.A.	100.00

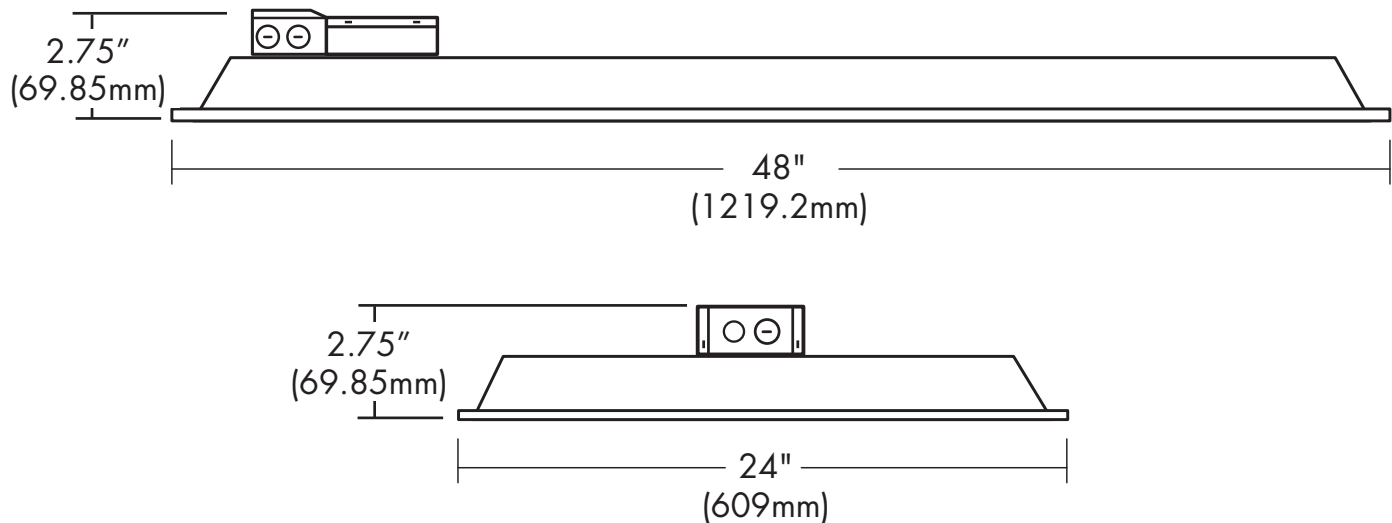
Total Luminaire Efficiency = N.A. %

Dimensions and Mounting Data

2x2



2x4



Specifications and dimensions subject to change without notice.

TECHNOLOGY CAST IN A BEAUTIFUL LIGHT

For over 30 years, TCP has been designing, developing and delivering energy-efficient lighting into the market. Thanks to our cutting-edge technology and manufacturing expertise, we have shipped billions of high quality lighting products. With TCP, you can count on a lighting product that is designed to meet the needs of the market - that transforms your surroundings and envelopes you in warmth - lighting that generates beauty with every flip of the switch.

Sales:

Date:

Model:

Project:

Rep:

Catalog Number:

Type:

Notes:



For more information on the quality and care TCP can deliver, call us at **800.324.1496** or visit tcpi.com

325 Campus Dr. | Aurora, Ohio 44202 | P: 800.324.1496 | F: 877.487.0516