



LED SelecT8 Color Selectable Product Specifications



Reasons to choose the LED SelecT8 Color Selectable Tubes from TCP

- Color selectable: 3500K, 4000K, 5000K or 3000K, 3500K, 4000K, 5000K, 6500K
- Non-flickering
- Reduces inventory costs
- Over 50% energy savings compared to fluorescent alternatives
- Rated for open or enclosed fixtures and damp locations
- Long-Life: 50,000 hours
- Instant on/off, no warm up time
- Use 1 SKU per job for multiple CCT requirements

Ideal Applications

- Offices
- Restaurants
- Retail Stores
- Lobbies
- Schools
- Hospitals
- Warehouses
- Grocery

Specifications

Base Type G13
 Construction Type A: Double ended
 Type B: Single/Double ended
 System Wattage..... Type A: 15W, Type B: 13.5W
 Safety cETLus
 Environment..... Damp/Dry Locations
 Enclosed..... Suitable for enclosed luminaires
 Rated Life..... L70 50,000+ hours

Beam Angle 190°
 Field Angle 300°
 Ballast..... Type A: Instant Start, Type B: Bypass
 Target Replacement Lamp..... 32W Fluorescent
 Operating Temperature..... -20°C to 45°C
 Dimming..... Non Dimmable
 Glass Frosted Glass
 Power Factor > .9

LED SelecT8 Color Selectable

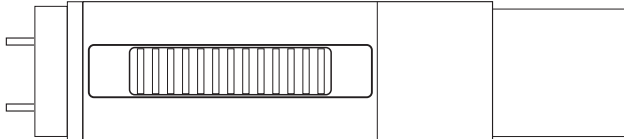
Item#	Description	DLC#	Voltage	LED Watts	NBF System Watts	NBF Lumens	NBF LPW	Color Temp	CRI
TYPE A 120-277V									
LT812A50CCT	LED 12W 4' T8 Type A IS 35-40-50K	T80426CCT	120-277V	12	15	1800	121	3500K/4000K/5000K	80

Item#	Description	DLC#	Voltage	LED Watts	Line Voltage Lumens	Line Voltage LPW	Color Temp	CRI
TYPE B DOUBLE / SINGLE ENDED WIRING 120-277V								
LT814B2CCT	LED 14W 4' T8 2E BYPASS 30-35-40-50-65K	T804BD10CCT	120-277V	13.5	1800/1800/1900/1900/1900	133/133/141/141/141	30K/35K/40K/50K/65K	80

Item#	Description	DLC#	Repl. Fluor. Watts	Line Voltage Watts	Line Voltage Lumens	Line Voltage LPW	NBF System Watts	NBF System Lumens*	NBF System LPW	Color Temp	CRI
TYPE AB 120-277V											
LT815ABCCT5	4' GL LED T8 Type AB DE CCT	T804ABD02CCT	32	15	1800	120	15	1800	120	30K/35K/40K/50K/65K	80

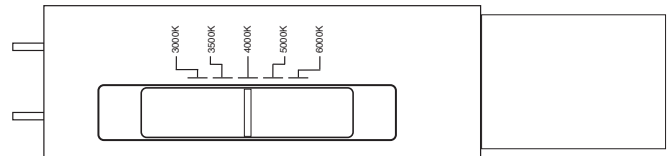
Color Selectable Switch

LT812A50CCT, LT815ABCCT



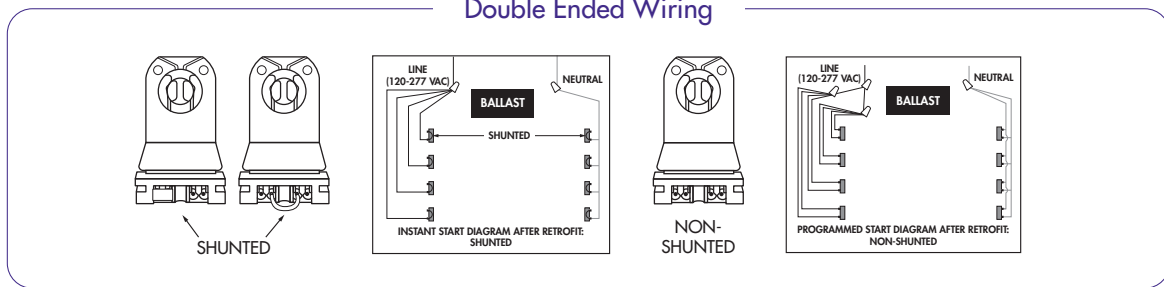
Color Selectable Switch

LT814B2CCT

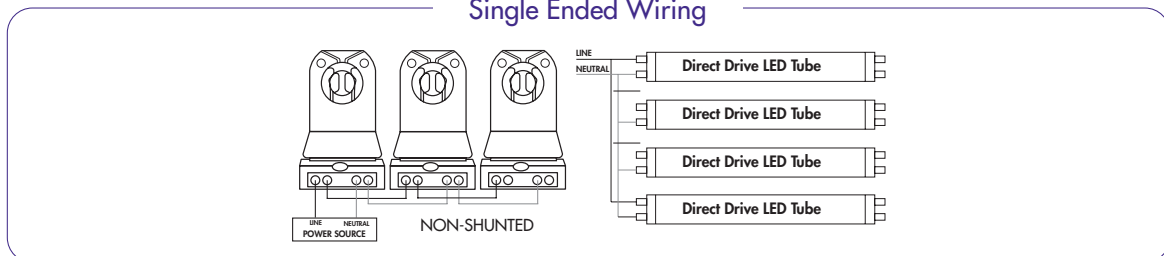


Type B Wiring Diagrams

Double Ended Wiring



Single Ended Wiring



Complete instructions tcp.com / Commercial Lighting / Business Resource Center

Instant Start Ballasts Compatible with LED SelecT8

Manufacturer	Model #	Voltage
ESPEN	VE2P32MVHIPE	UNV
	VE4P32MVHIPE	UNV
GE	GE132MAX-L/ULTRA	UNV
	GE132MAX-P-N/ULTRA	UNV
	GE232MAX347-N	347
	GE232MAX-N/ULTRA	UNV
	GE232MAX-G-N	UNV
	GE232MAX-P-N/ULTRA	UNV
	GE232MAX-H/ULTRA	UNV
	GE232MAX-P-H/ULTRA	UNV
	GE232MAX-P-L/ULTRA	UNV
	GE332MAX-L/ULTRA	UNV
	GE332MAX-N/ULTRA	UNV
	GE332MAX-P-N/ULTRA	UNV
	GE332MAX-G-N	UNV
	GE332MAX-H/ULTRA	UNV
	GE432MAX-P-L/ULTRA	UNV
	GE432MAX-G-N	UNV
	GE432MAX-N/ULTRA	UNV
	GE432MAX-H/ULTRA	UNV
GE432MAX-P-H/ULTRA	UNV	
Osram/Sylvania	QHE2X32T8/UNV ISN-SC	UNV
	QHE2X32T8/UNV ISL-SC	UNV
	QHE2X32T8/UNV ISH-SC	UNV
	QHE2X32T8/347 ISN-SC	347
	QHE4X32T8/UNV ISN-SC	UNV
	QHE4X32T8/UNV ISL-SC	UNV
	QHE4X32T8/UNV ISH-SC	UNV
	QHE4X32T8/UNV ISH	UNV
	QTP2X32T8/UNV ISN-SC	UNV
	QTP3X32T8/UNV ISN-SC	UNV
	QTP2X32T8/UNV ISL-SC	UNV
	QTP3X32T8/UNV ISL-SC	UNV
	QTP2X32T8/UNV ISH-SC	UNV
	QTP3X32T8/UNV ISH-SC	UNV
QTP4X32T8/UNV ISN-SC	UNV	
Philips/Advance	IOPA-2P32-LW-N	UNV
	IOPA-3P32-LW-N	UNV
	IOPA-4P32-LW-N	UNV
	IOPA-4P32-N	UNV
	IOPA-2P32-HL-N	UNV
	IOPA-3P32-HL-N	UNV
	IOPA-2P32-LW-SC	UNV
	IOPA-4P32-LW-SC	UNV
	IOP-2P32-LW-N	UNV
	IOP-3P32-LW-N	UNV
	IOP-4P32-LW-N	UNV
	IOP-3P32-N	UNV

Manufacturer	Model #	Voltage
Philips/Advance (cont.)	ICN-1P32-N	UNV
	ICN-2P32-N	UNV
	ICN-3P32-N	UNV
	ICN-2P32-SC	UNV
	ICN-4P32-N	UNV
	GOPA-2P32-SC	347
	GOPA-4P32-SC	347
	REL-2P32-SC	UNV
	REL-2P32-RH-TP	UNV
	VEL-2P32-SC	UNV
	VEL-4P32-SC	UNV
	IOP-3P32HL-90L-SC	UNV
	VOP-2P32-LW	277
	GEL-2P32-SC	347
	GEL-3P32-SC	347
	IOPA-3P32-N	UNV
	IOPA-2P32-N	UNV
	ICN-3P32-SC	UNV
	GEL-3P32-RH-TP	UNV
	GOPA-2P32-N	347
Standard	E432T8IS120/N/AS	UNV
	E232T8IS120/N/AS	UNV
	E432PI347G0/347	347
	E232T8IS347/H/90C	347
	E432T8IS347/H/90C	347
TCP	E2P32ISUNVE	UNV
	E2P32ISUNVHE	UNV
	E2P32ISUNVLE	UNV
	E3P32ISUNVE	UNV
	E3P32ISUNVHE	UNV
	E3P32ISUNVLE	UNV
	E4P32ISUNVE	UNV
	E4P32ISUNVHE	UNV
	E4P32ISUNVLE	UNV
	E2P32IS120RES	UNV
Universal	B132IUNVHP-N	UNV
	B232IUNVHP-N	UNV
	B232IUNVEL-A rev D	UNV
	B232I277RHA	277
	B232IUNVHP-N	UNV
	B332IUNVHP-A	UNV
	B432I277RHA	277
	B432I120RHA	UNV
	B232I120RHA*	UNV
	B432IUNVHP-A	UNV
B232IUNVHP-N010C	UNV	
B232IUNVEL-A	UNV	
Keystone	KTEB-232-UVIS-NP	UNV

*Requires 5 minutes of warm up time
 Instant Start Ballasts Not Recommended for use with LED SelecT8 include:
 Philips/Advance: IOP-3P32-LW-SC, IOP-2P32-LW-SC

Ballast compatibility tests are performed under a controlled lab environment. Field conditions may vary from this type of environment. Ballasts may differ by age and could have undergone revisions under the same item number affecting compatibility. Compatibility may also extend beyond this list. TCP recommends trying a few ballast-lamp combinations in an on-site test to ensure compatibility and performance before a major installation.

LED T8 Type AB Compatibility List

Brand	Model #	Mode	Lamps	Input Voltage	Compatible
GE	GE23MAXN/ULTRA	Instant Start	2	120V/277V	OK
	GE432MAX90-S60	Instant Start	4	120V	OK
	GE432MAX-N	Instant Start	4	120V	OK
	GEC240MAX-A	Instant Start	2	120V	OK
	GE232MVPS-N	Programmed Start	2	120V/277V	OK
	GE232MVPS-N-V03	Programmed Start	2	120V/277V	OK**
	GE332MVPS-N	Programmed Start	3	120V	OK
OSRAM	QHE 2X32 T8/UNV ISL-SC	Instant Start	2	120V	OK
	QHE 2X32 T8/UNV ISN-SC	Instant Start	2	120V/277V	OK
	QTP 2X32 T8/UNV ISN-SC	Instant Start	2	120V	OK
	QTP 3X32 T8/UNV ISN-SC	Instant Start	3	120V/277V	OK
	QTP4X32 T8/UNV ISN-SC	Instant Start	4	120V/277V	OK
Philips/Advance	ICN-2P16-TLED-EL-N	Instant Start	2	120V	OK
	ICN-2P32-N	Instant Start	2	120V/277V	OK*
	ICN-3P16-TLED-N	Instant Start	3	120V	OK
	IOPA-4P33-LW-N	Instant Start	4	120V/277V	OK
	IOP-3PSP32-LW-SC	Programmed Start	3	120V	OK
	IOP-2PSP32-N	Programmed Start	2	120V/277V	OK
	IOP-3PSP32-LW-SC	Programmed Start	3	120V/277V	OK
	IOP-3PSP32-SC	Programmed Start	3	120V/277V	OK
	IOP-4PSP32-SC	Programmed Start	4	120V/277V	OK
ESPEN	VE4P32MVHIPE	Instant Start	4	120V/277V	OK
	VE2P32MVHIPE	Instant Start	2	120V/277V	OK
	VE3P32MVHIPE	Instant Start	3	120V/277V	OK

* Slight flicker at start-up
 ** Slight flicker at turn-off

Ballast compatibility tests are performed under a controlled lab environment. Field conditions may vary from this type of environment. Ballasts may differ by age and could have undergone revisions under the same item number affecting compatibility. Compatibility may also extend beyond this list. TCP recommends trying a few ballast-lamp combinations in an on-site test to ensure compatibility and performance before a major installation.

Emergency Ballasts Compatible with LED Type A SelecT8

Manufacturer	Model #
BODINE	EI-S-20
	EI-S-100
IOTA	ILBLP CP3 - HE SD HV

Emergency Ballasts Compatible with LED Type B SelecT8

Manufacturer	Model #
BODINE	EI-S-20
	EI-S-100
IOTA	ILBLP CP3 - HE SD HV

Ballast compatibility tests are performed under a controlled lab environment. Field conditions may vary from this type of environment. Ballasts may differ by age and could have undergone revisions under the same item number affecting compatibility. Compatibility may also extend beyond this list. TCP recommends trying a few ballast-lamp combinations in an on-site test to ensure compatibility and performance before a major installation.



TECHNOLOGY CAST IN A BEAUTIFUL LIGHT

For over 20 years, TCP has been designing, developing and delivering energy-efficient lighting into the market. Thanks to our cutting-edge technology and manufacturing expertise, we have shipped billions of high quality lighting products. With TCP, you can count on a lighting product that is designed to meet the needs of the market - that transforms your surroundings and envelopes you in warmth - lighting that generates beauty with every flip of the switch.

Sales:

Date:

Model:

Project:

Rep:

Catalog Number:

Type:

Notes:



For more information on the quality and care TCP can deliver, call us at **800.324.1496** or visit tcp.com

325 Campus Dr. | Aurora, Ohio 44202 | P: 800.324.1496 | F: 877.487.0516