



T6 Circline Lamp / Adapter Specifications

T6 Circline Compact Fluorescent	10,000 Hours
--	--------------

Applications:

Use anywhere a standard incandescent is used.

- + Table Lamps
- + Floor Lamps
- + Ceiling Fixtures

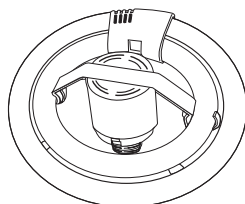


Special Applications Options (Ordering Suffix):

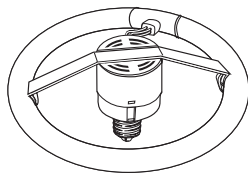
- 3100°K (31K), 3500°K (35K), 4100°K (41K), 5100°K (51K), 6500°K (65K)

Features and Benefits

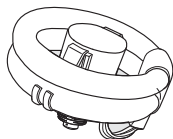
- T6 lamps feature smaller diameters with bright light to fit more applications
- Long life CFL, 10,000 hours average rated life
- Lasts 7 years, based on 4 hours use per day
- Lasts 10-13 times longer than similar incandescent
- Replace less often, ideal for hard to reach places
- Lower maintenance and labor costs for lamp replacements
- Saves up to 75% in Energy Costs compared to similar light output incandescent lamps
- 2700°K color temperature – closest to incandescent light
- Instant start, flicker free
- Quick run-up time – Instant start, flicker free!
- World class phosphor ensures high lumen output and excellent lumen maintenance




17040L



17030/27




17033L
16533L



Specifications (at full brightness)

End of Life Protection.....	Yes
Bracket Type	Bent Wing
Ballast Type	Electronic
Starting Method.....	Modified Rapid Start
Input Line Voltage	120VAC
Input Line Frequency	50/60HZ
Lamp Life (rated)	10,000 Hours
Ballast Life (rated)	50,000 Hours
Color Temperature	2700°K
Color Rendering Index	82
Min. Starting Temperature	-20 ° F
Max. Operating Temperature	160 ° F
U.L. / C.U.L. Listed	Yes
FCC Compliance	Part 18, Subpart C
Lamp Operating Frequency	45 KHZ
Lamp Current Crest Factor	< 1.60
Max. Open Circuit Voltage	600V

Warranties and Certifications:	Item#	Description	Lamp Wattage	Incandescent Wattage Comparison	Input Line Current	Initial Lumens	MOL (inches)	Diameter (inches)	Power Factor	THD	Ballast Replacement	Lamp Replacement
	 ISO 9002 CERTIFIED 15 MONTH WARRANTY	17022/18	T6 Lamp with Ballast	18	75	.30A	1200	3.65	5.75	> .50	< 150%	17022
17030/27		T6 Lamp with Ballast	27	120	.45A	2000	3.65	7.50	> .50	< 150%	17030	32027
17036/32		T6 Lamp with Ballast	32	130	.49A	2200	3.65	9.00	> .50	< 150%	17036	32032
17033L		T6 Lamp with Ballast	33	125	.55A	2000	3.50	5.50	> .50	< 150%	17036	32033
17040L		T6 Lamp with Ballast	40	150	.66A	2800	3.65	7.50	> .50	< 150%	17040	32040
17058L		T6 Lamp with Ballast	58	200	.80A	3700	3.65	9.00	> .50	< 150%	17058	32058
12522/18		T6 Lamp with Ballast	18	75	.20A	1200	3.65	5.75	> .95	< 24%	12522	32018
12530/27		T6 Lamp with Ballast	27	120	.28A	2000	3.65	7.50	> .95	< 24%	12530	32027
12536/32		T6 Lamp with Ballast	32	130	.32A	2200	3.65	9.00	> .95	< 24%	12536	32032
16533L		T6 Lamp with Ballast 3-Way	10/20/33	50/100/150	.55A	2150	3.50	5.50	> .50	< 150%	16533	32033
16550L		T6 Lamp with Ballast 3-Way	22/33/55	90/120/150	.86A	2500	4.75	7.50	> .50	< 150%	16555	32018/32027

TCP®

325 Campus Dr. | Aurora, Ohio 44202 | P: 800-324-1496 | tcp.com

©TCP JUN 2024/WFS49463