



LED HID Replacement Area Lamps

Product Specifications



TCP's energy efficient LED HID Replacement Area Lamps are an excellent choice for replacing traditional high-intensity discharge lamps. These are damp location rated and designed for indoor/outdoor use where low maintenance and high lumen output is required.

Reasons to choose the LED HID Replacement Area Lamps from TCP

- Uses less energy than high-intensity discharge products
- 50,000 hour life minimizes maintenance costs
- UL approved for damp locations
- Rated for enclosed fixtures
- 180° beam angle directs the light where it needs to go
- Isolated driver for better heat dissipation and eliminating the need for a ballast
- Surge protection - all lamps have 4kV surge protection
- Pair 80W and 100W Lamps with HID Replacement Accessories to add features such as motion sensing, natural light detection, and to connect to an external 0-10, PWM, or resistance dimming system to the Replacements Lamps
- 20W, 40W, 60W Lamps have Stepless Dimming which allows for the light output to be adjusted from 20% to 100%

Ideal Fixtures for Lamp Replacements

- Canopies
- Wall Packs
- Shoeboxes
- Cobra Heads
- Flood Lights

Typical Applications

- Parking Lots
- Roadways
- Street Lights
- Landscaping
- Exterior Building Lighting

Specifications:

Color Temperatures4000K, 5000K
 Wattage Replacements 100W, 200W, 250W,
320W, 400W
 Input Line Voltage 100-277 VAC
 Input Line Frequency..... 50/60HZ

Lamp Life (Rated) 50,000 hours
 Minimum Starting Temp -40°C
 Maximum Operating Temp..... 60°C
 CRI ≥ 85
 Surge Protection 4kV



LED HID Replacement Area Lamp Installation and Instruction Guide

WARNING! RISK OF ELECTRIC SHOCK! DISCONNECT POWER AT FUSE OR CIRCUIT BREAKER BEFORE INSTALLING OR SERVICING!

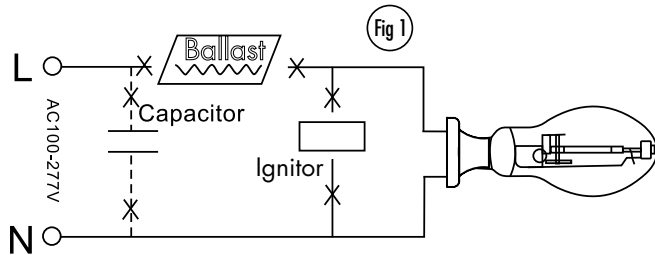
STEP #1



POWER OFF

TURN OFF POWER AT CIRCUIT BREAKER to prevent risk of electric shock.

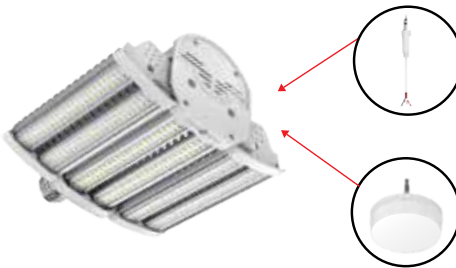
STEP #2



Remove old ballast or disconnect from existing lamp holder. Remove and dispose of ballast in correct manner (also disconnect any other components such as ignitors, starters, capacitors). Shown as Figure 1.

STEP #3 (OPTIONAL)

Install HID Accessories for L80AREX39UxxK, L110AREX39UxxK lamps.




Install 3 IN 1 Dimming Wire as shown. Connect Dimming Wire to manufacturer's dimming system as per instructions.

OR

Install sensor as per instructions.

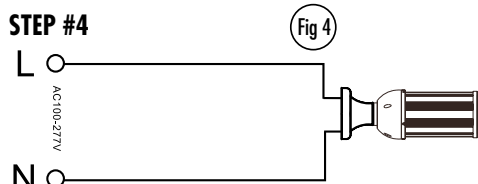
Stepless Dimming for L20ARLE26U4xxK, L40ARLEX39U4xxK, L60ARLEX39U4xxK lamps.

Stepless Dimming
Dimming Switch 20% - 100%

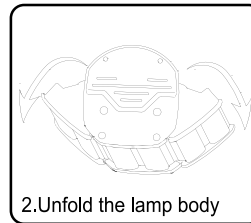


Adjust the knob to the desired dimming level.

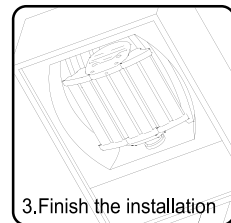
STEP #4



Reconnect directly to the existing lamp holder. Install new LED replacement lamp. Shown as Figure 4. Please make sure old socket is correctly grounded.



2. Unfold the lamp body



3. Finish the installation

For L80AREX39UxxK, L110AREX39UxxK lamps.

LED HID Replacement Area Lamp Installation and Instruction Guide

STEP #5

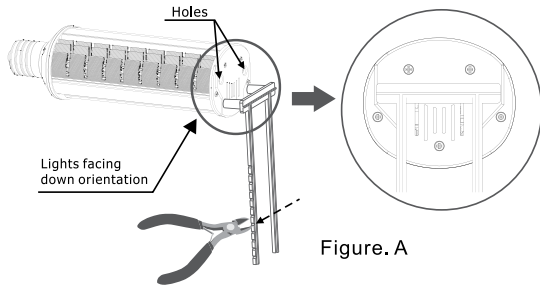


Figure. A

For face-down installation use the two-legged support and cut to desired length.

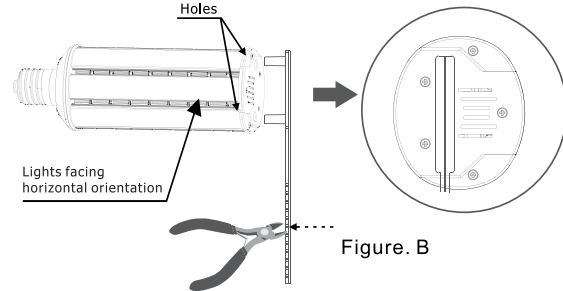


Figure. B

For face-out installation use the one-legged support and cut to desired length.

STEP #6

This luminaire has been modified to operate LED lamps. Do not attempt to install or operate HID lamps or Compact Fluorescent Luminaires in this luminaire. In the future, use only bypass lamps.

**LED RETROFIT LUMINAIRE CONVERSION
FOR USE ONLY WITH PRODUCTS DESCRIBED AND INSTALLED IN ACCORDANCE WITH
THE INSTRUCTIONS PROVIDED WITH THE RETROFIT KIT (E353692)**

REPLACEMENT LAMP:

LXXARLE26UYK ("XX" = 20W) ("YY" = 40 & 50)
LXXARLEX39UYK ("XX" = 40W & 60W) ("YY" = 40 & 50)
LXXAREX39UYK ("XX" = 80W & 110W) ("YY" = 40 & 50)

Please apply included label to retrofitted luminaire in a visible location.

STEP #7



POWER ON

**TURN ON POWER AT
CIRCUIT BREAKER**

Dimmer Compatibility

SUGGESTED DIMMER COMPATIBILITY	
MANUFACTURER	MODEL NUMBER
Leviton	R50-HLO6-10M
	R61-06674-POI
Lutron	CTCL-153PDH-WH
	TGCL-153PH-WH
	DWVCL-153PH-WH

Note: E26 compatible dimmer

Specifications



L20ARLE26UxxK



L40ARLEX39UxxK



L60ARLEX39UxxK



L80AREX39UxxK



L110AREX39UxxK

ITEM #	DESCRIPTION	DLC	HID WATT EQUIVALENT	VOLTAGE	WATTAGE	LUMENS	CRI	COLOR TEMP	MOL (inches)	DIA (inches)	MIN ENCLOSURE DIMENSION (INCHES)	BASE	HID REPLACEMENT LAMP ACCESSORIES
LED HID Replacement Area Lamp Series - 120-277 VAC													
100W LED HID													
L20ARLE26U40K	AREA 20W HID100 E26 40K 120V		100	100-277	20	3000	85	4000K	5.8	3.6	9.84" x 9.84"	E26	NO
L20ARLE26U50K	AREA 20W HID100 E26 50K 120V		100	100-277	20	3000	85	5000K	5.8	3.6	9.84" x 9.84"	E26	NO
200W LED HID													
L40ARLEX39U40K	AREA 40W HID200 EX39 40K 120V		200	100-277	40	6000	85	4000K	8.4	3.6	9.84" x 9.84"	EX39	NO
L40ARLEX39U50K	AREA 40W HID200 EX39 50K 120V		200	100-277	40	6000	85	5000K	8.4	3.6	9.84" x 9.84"	EX39	NO
250W LED HID													
L60ARLEX39U40K	AREA 60W HID250 EX39 40K 120V		250	100-277	60	9000	85	4000K	10.6	3.6	9.84" x 9.84"	EX39	NO
L60ARLEX39U50K	AREA 60W HID250 EX39 50K 120V		250	100-277	60	9000	85	5000K	10.6	3.6	9.84" x 9.84"	EX39	NO
320W LED HID													
L80AREX39U40K	AREA 80W HID250 EX39 40K 120V		320	100-277	80	11200	85	4000K	8.7	4.3	11.02" x 11.02"	EX39	YES
L80AREX39U50K	AREA 80W HID250 EX39 50K 120V		320	100-277	80	11200	85	5000K	8.7	4.3	11.02" x 11.02"	EX39	YES
400W LED HID													
L110AREX39U40K	AREA 110W HID400 EX39 40K 120V		400	100-277	110	15400	85	4000K	11	4.3	11.02" x 11.02"	EX39	YES
L110AREX39U50K	AREA 110W HID400 EX39 50K 120V		400	100-277	110	15400	85	5000K	11	4.3	11.02" x 11.02"	EX39	YES

ADAPTERS

Item Number	Description
ADAPTERE26E39	E26 TO E39 ADAPTER
ADAPTERE39E26	E39 TO E26 ADAPTER



ADAPTERE26E39



ADAPTERE39E26

HID REPLACEMENT LAMP ACCESSORIES

Item Number	Name	Description
LHSMW001	Microwave Motion Sensor	When connected to a lamp, provides Motion Detection through objects and walls.
LHSIRO01	PIR Motion Sensor	When connected to a lamp, provides Motion Detection and Daylight Sensing.
LHSDL001	Daylight Sensor	When connected to a lamp, provides Natural Light Detection.
LHDW001	3 in 1 Dimming Wire	Use to connect lamps to an external 0-10V, PWM, and resistance dimming system.

*See the HID Replacement Lamp Accessories Specification Sheet for more information.



LHSMW001



LHSIRO01



LHSDL001



LHDW001

TECHNOLOGY CAST IN A BEAUTIFUL LIGHT

For over 30 years, TCP has been designing, developing and delivering energy-efficient lighting into the market. Thanks to our cutting-edge technology and manufacturing expertise, we have shipped billions of high quality lighting products. With TCP, you can count on a lighting product that is designed to meet the needs of the market - that transforms your surroundings and envelopes you in warmth - lighting that generates beauty with every flip of the switch.

Sales:

Date:

Model:

Project:

Rep:

Catalog Number:

Type:

Notes:



For more information on the quality and care TCP can deliver, call us at **800.324.1496** or visit tcp.com

325 Campus Dr. | Aurora, Ohio 44202 | P: 800.324.1496 | F: 877.487.0516