



# LED HID Replacement Corn Cob Lamps

## Product Specifications



TCP's energy-efficient LED HID Replacement Corn Cob lamps are an excellent choice for replacing traditional high-intensity discharge lamps. They are damp location rated and designed for indoor/outdoor use where low maintenance and high lumen output is required.

### Reasons to choose the LED HID Replacement Corn Cob Lamps from TCP

- Uses 85% less energy than high-intensity discharge products
- 50,000 hour life minimizes maintenance costs
- UL approved for damp locations and rated for enclosed fixtures
- 360° beam angle for full light distribution
- Isolated driver allows for better heat dissipation and eliminates the need for a ballast
- Surge protection – all lamps have 4kV surge protection
- Pair with HID Replacement Accessories to add features such as motion sensing, natural light detection, and to connect to an external 0-10, PWM, or resistance dimming system

### Ideal Fixture for Lamp Replacements

- Canopies
- Round High & Low Bays
- Post Tops
- Acorns

### Typical Applications

- Warehouses
- Parking Lots
- Street Lights
- Industrial Lighting

### Specifications

Color Temperatures ..... 4000K, 5000K  
Wattage Replacements .... 50W, 75W, 100W, 175W,  
200W, 250W, 300W, 320W, 400W, 500W  
Input Line Voltage ..... 100-277, 277-480VAC  
Input Line Frequency ..... 50/60Hz

Lamp Life (Rated) ..... 50,000 hours  
Minimum Starting Temp ..... -40°C  
Maximum Operating Temp ..... 60°C  
CRI ..... ≥ 85  
Surge Protection ..... 4kV

## Specifications



ITEM #	DESCRIPTION	DLC	HID WATT EQUIVALENT	VOLTAGE	WATTAGE	LUMENS	CRI	COLOR TEMP	MOL (inches)	DIA (inches)	MIN ENCLOSURE DIMENSION (INCHES)	BASE	HID REPLACEMENT LAMP ACCESSORIES
LED HID Corn Cob Lamp Series - 100-277 VAC													
50W LED HID													
L12CCE26U40K	COB 12W HID50 E26 40K		50	100-277	12	1800	85	4000K	4.9	2.3	N/A	E26	NO
L12CCE26U50K	COB 12W HID50 E26 50K		50	100-277	12	1800	85	5000K	4.9	2.3	N/A	E26	NO
75W LED HID													
L18CCE26U40K	COB 18W HID75 E26 40K		75	100-277	18	2700	85	4000K	5.7	2.3	N/A	E26	NO
L18CCE26U50K	COB 18W HID75 E26 50K		75	100-277	18	2700	85	5000K	5.7	2.3	N/A	E26	NO
100W LED HID													
L27CCE26U40K	COB 27W HID100 E26 40K		100	100-277	27	4050	85	4000K	6.5	2.3	N/A	E26	NO
L27CCE26U50K	COB 27W HID100 E26 50K		100	100-277	27	4050	85	5000K	6.5	2.3	N/A	E26	NO
175W LED HID													
L36CCE26U40K	COB 36W HID175 E26 40K		175	100-277	36	5400	85	4000K	7.9	3.3	N/A	E26	YES
L36CCE26U50K	COB 36W HID175 E26 50K		175	100-277	36	5400	85	5000K	7.9	3.3	N/A	E26	YES
200W LED HID													
L45CCE26U40K	COB 45W HID200 E26 40K		200	100-277	45	6750	85	4000K	9.1	3.3	N/A	E26	YES
L45CCE26U50K	COB 45W HID200 E26 50K		200	100-277	45	6750	85	5000K	9.1	3.3	N/A	E26	YES
L45CCEX39U40K	COB 45W HID200 EX39 40K	*	200	100-277	45	6750	85	4000K	9.2	3.3	N/A	EX39	YES
L45CCEX39U50K	COB 45W HID200 EX39 50K	*	200	100-277	45	6750	85	5000K	9.2	3.3	N/A	EX39	YES
250W LED HID													
L54CCEX39U40K	COB 54W HID250 EX39 40K	*	250	100-277	54	8100	85	4000K	9.5	3.3	7.87" x 7.87"	EX39	YES
L54CCEX39U50K	COB 54W HID250 EX39 50K	*	250	100-277	54	8100	85	5000K	9.5	3.3	7.87" x 7.87"	EX39	YES
300W LED HID													
L63CCEX39U40K	COB 63W HID300 EX39 40K	*	300	100-277	63	9450	85	4000K	9.7	3.5	7.87" x 7.87"	EX39	YES
L63CCEX39U50K	COB 63W HID300 EX39 50K	*	300	100-277	63	9450	85	5000K	9.7	3.5	7.87" x 7.87"	EX39	YES
320W LED HID													
L80CCEX39U40K	COB 80W HID320 EX39 40K	*	320	100-277	80	12000	85	4000K	9.6	5.1	9.84"x 9.84"	EX39	YES
L80CCEX39U50K	COB 80W HID320 EX39 50K	*	320	100-277	80	12000	85	5000K	9.6	5.1	9.84"x 9.84"	EX39	YES
400W LED HID													
L100CCEX39U40K	COB 100W HID400 EX39 40K	*	400	100-277	100	15000	85	4000K	10.2	5.1	9.84"x 9.84"	EX39	YES
L100CCEX39U50K	COB 100W HID400 EX39 50K	*	400	100-277	100	15000	85	5000K	10.2	5.1	9.84"x9.84"	EX39	YES
500W LED HID													
L120CCEX39U40K	COB 120W HID500 EX39 40K	*	500	100-277	120	18000	85	4000K	11.1	5.1	9.84"x 9.84"	EX39	YES
L120CCEX39U50K	COB 120W HID500 EX39 50K	*	500	100-277	120	18000	85	5000K	11.1	5.1	9.84"x 9.84"	EX39	YES

\* DLC qualified product at time of printing, consult [designlights.org](http://designlights.org) for the most up-to-date listing

## Specifications



L54CCEX39UCCTCC



L36CCE26HxxK



L54CCEX39HxxK



L100CCEX39HxxK



ITEM #	DESCRIPTION	DLC	HID WATT EQUIVALENT	VOLTAGE	WATTAGE	LUMENS	CRI	COLOR TEMP	MOL (inches)	DIA (inches)	MIN ENCLOSURE DIMENSION (INCHES)	BASE	HID REPLACEMENT LAMP ACCESSORIES
<b>LED HID Corn Cob Lamp Series - CCT Selectable</b>													
<b>54W LED HID CCT Selectable</b>													
L54CCEX39UCCT	54W HID250 EX39 CCT	*	250	100-277	54	7560	85	30/40/50K	9.5	3.3	N/A	EX39	YES
<b>LED HID Corn Cob Lamp Series - 277-480 VAC</b>													
<b>175W LED HID</b>													
L36CCE26H40K	COB 36W HID175 E26 40K		175	277-480	36	5400	85	4000K	7.9	3.3	N/A	E26	NO
L36CCE26H50K	COB 36W HID175 E26 50K		175	277-480	36	5400	85	5000K	7.9	3.3	N/A	E26	NO
<b>250W LED HID</b>													
L54CCEX39H40K	COB 54W HID250 EX39 40K	*	250	277-480	54	8100	85	4000K	9.5	3.3	7.87" x 7.87"	EX39	NO
L54CCEX39H50K	COB 54W HID250 EX39 50K	*	250	277-480	54	8100	85	5000K	9.5	3.3	7.87" x 7.87"	EX39	NO
<b>400W LED HID</b>													
L100CCEX39H40K	COB 100W HID400 EX39 40K	*	400	277-480	100	15000	85	4000K	10.2	5.1	9.84" x 9.84"	EX39	NO
L100CCEX39H50K	COB 100W HID400 EX39 50K	*	400	277-480	100	15000	85	5000K	10.2	5.1	9.84" x 9.84"	EX39	NO
<b>LED HID Corn Cob Lamp Series - Dark Sky</b>													
L54HX39DS50K	LED 54W MH175 EX39 DS 50K		175	100-277	54	5900	>80	5000K	10.4	3.65	N/A	EX39	NO

\* DLC qualified product at time of printing, consult [designlights.org](http://designlights.org) for the most up-to-date listing

### ADAPTERS

Item Number	Description
ADAPTERE26E39	E26 TO E39 ADAPTER
ADAPTERE39E26	E39 TO E26 ADAPTER



ADAPTERE26E39



ADAPTERE39E26

### HID REPLACEMENT LAMP ACCESSORIES

Item Number	Name	Description
LHSMW001	Microwave Motion Sensor	When connected to a lamp, provides Motion Detection through objects and walls
LHSIRO01	PIR Motion Sensor	When connected to a lamp, provides Motion Detection and Daylight Sensing
LHSDL001	Daylight Sensor	When connected to a lamp, provides Natural Light Detection
LHDW001	3 in 1 Dimming Wire	Use to connect lamps to an external 0-10V, PWM, and resistance dimming system

\*See the HID Replacement Lamp Accessories Specification Sheet for more information.



LHSMW001



LHSIRO01



LHSDL001



LHDW001

## LED HID Corn Cob Lamp Installation and Instruction Guide

**WARNING! RISK OF ELECTRIC SHOCK! DISCONNECT POWER AT FUSE OR CIRCUIT BREAKER BEFORE INSTALLING OR SERVICING!**

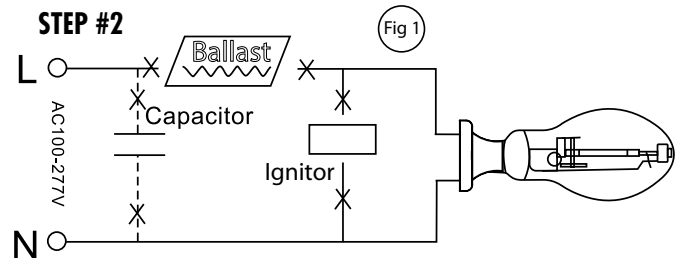
### STEP #1



**POWER OFF**

TURN OFF POWER AT CIRCUIT BREAKER  
to prevent risk of electric shock.

### STEP #2

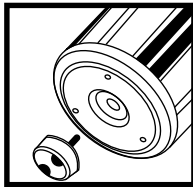


Remove old ballast or disconnect from existing lamp holder. Remove and dispose of ballast in correct manner (also disconnect any other components such as ignitors, starters, capacitors). Shown as Figure 1.


### STEP #3 (OPTIONAL)

(Fig 2)

(Fig 3)



**Sensor Installation**

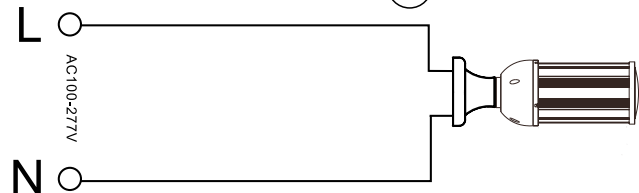


**3 In 1 Dimming Wire Installation**

HID Replacement Lamp Accessories Installation  
Connect as shown in Figure 2 and 3.  
The sensor/wire should be connected before the lamp is installed.  
Connect dimming wire to manufacturer's dimming system as per instructions.

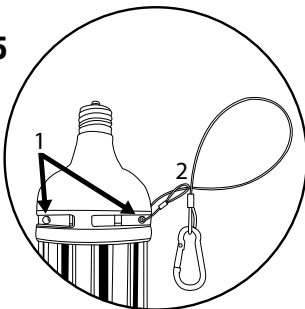
### STEP #4

(Fig 4)



Reconnect directly to the existing lamp holder.  
Install new LED replacement lamp. Shown as Figure 4.  
Please make sure old socket is correctly grounded.

### STEP #5



If lamp being installed is over 60w, attach provided tether cable to lamp. Locate either entry hole(1) on lamp shown in diagram and feed looped end of tether cable(2) through hole. You may need to crimp with pliers first. Once through, take end with grappling clip through loop as shown, tighten and secure clip to safe location.

### STEP #6

This luminaire has been modified to operate LED lamps. Do not attempt to install or operate HID lamps or Compact Fluorescent Luminaires in this luminaire. In the future, use only bypass lamps.

**LED RETROFIT LUMINAIRE CONVERSION**  
FOR USE ONLY WITH PRODUCTS DESCRIBED AND INSTALLED IN ACCORDANCE WITH THE INSTRUCTIONS PROVIDED WITH THE RETROFIT KIT (E353692)  
Order at [www.tcpi.com](http://www.tcpi.com)

**REPLACEMENT LAMP:**  
LXXCCE26U1YK ("XX" = 12W & 18W & 27W & 36W & 45W & 54W & 63W & 100W & 120W)  
LXXCCE39U1YK ("XX" = 45W & 54W & 63W & 100W & 120W)  
LXXCCE26H1YK ("XX" = 36W)  
LXXCCE39H1YK ("XX" = 54W 100W)

Please apply included label to retrofitted luminaire in a visible location.

### STEP #7



**POWER ON**

TURN ON POWER AT  
CIRCUIT BREAKER

# TECHNOLOGY CAST IN A BEAUTIFUL LIGHT

For over 30 years, TCP has been designing, developing and delivering energy-efficient lighting into the market. Thanks to our cutting-edge technology and manufacturing expertise, we have shipped billions of high quality lighting products. With TCP, you can count on a lighting product that is designed to meet the needs of the market - that transforms your surroundings and envelopes you in warmth - lighting that generates beauty with every flip of the switch.

Sales:

Date:

Model:

Project:

Rep:

Catalog Number:

Type:

Notes:



For more information on the quality and care TCP can deliver, call us at **800.324.1496** or visit [tcpi.com](http://tcpi.com)

325 Campus Dr. | Aurora, Ohio 44202 | P: 800.324.1496 | F: 877.487.0516