

## Description

The LED T8-Ready luminaires feature the look of classic fluorescent luminaires while operating modern single or double ended LED T8 Type B lamps. The easy-to-install LED T8-Ready Surface Wrap maintains that classic look while operating one or two lamps. They are suitable for a wide range of indoor applications including workshops, hallways, laundry rooms and industrial task lighting.

## Construction


- 22 gauge steel housing
- Durable white powder coat
- High quality pre-wired lampholders
- Easy-to-install design

## Electrical

- cULus damp location rated
- Sockets are pre-wired for Type B LED lamps

## Optics

- Frosted Prismatic Non-Yellowing Acrylic Lens

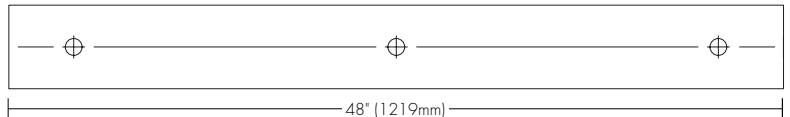
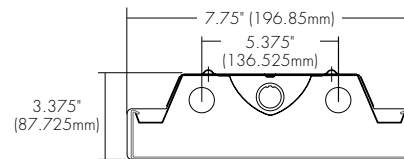


### Listings

UL and cUL listed  
RoHS Compliant

### Warranty

Five year limited warranty against defects in manufacturing.



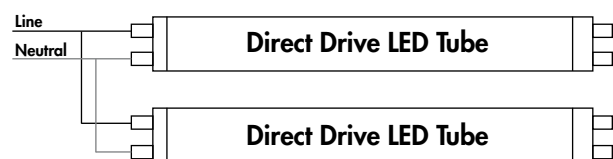
ITEM	DESCRIPTION	LAMP TYPE	LAMP LENGTH	# LAMPS (NOT INCLUDED)	LUMINAIRE LENGTH
<b>Made-in-USA LED T8 Ready Surface Wrap</b>					
WRP4WA2LT8B1	4FT 2L Single End T8 Bypass Rdy	Single End Type B T8	4FT	2	4FT
WRP4WA2LT8B1LS1	4FT 2L Single End T8 Bypass Rdy W/Motion Sensor	Single End Type B T8	4FT	2	4FT
WRP4WA2LT8B2	4FT 2L Double End T8 Bypass Rdy	Double End Type B T8	4FT	2	4FT
WRP4WA2LT8B2LS1	4FT 2L Double End T8 Bypass Rdy W/Motion Sensor	Double End Type B T8	4FT	2	4FT

## ACCESSORIES (Ordered Separately; Sensors can be installed at the factory)

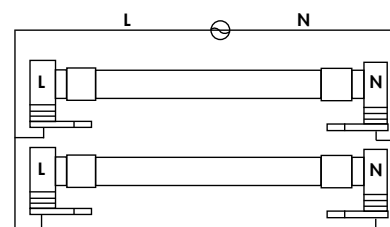
LS1 = Leviton PIR Occupancy Sensor w/bracket and interchangeable lenses, 40' or less, 120V or 277V  
YTG HANGER = 15ft Y-Cable Toggle Hanging Kit

## Wiring Diagrams

### Single Ended



### Double Ended



See our comprehensive full-line of available LED T8 lamps at [www.tcp.com](http://www.tcp.com)