

IMPORTANT SAFETY INSTRUCTIONS

WARNING – Risk of fire or electric shock. LED Retrofit Kit installation requires knowledge of luminaire electrical systems, if not qualified, do not attempt installation. Contact a qualified electrician.

WARNING – Risk of fire or electric shock. Install this kit only in the luminaires that have the construction features and dimensions shown in the photographs and/or drawings.

WARNING – To prevent wiring damage or abrasion, do not expose wiring to edges of sheet metal or other sharp objects.

Do not make or alter any open holes in an enclosure of wiring or electrical components during kit installation. Installers should not disconnect existing wires from lampholder terminals to make new connections at lampholder terminals. Instead installers should cut existing lampholder leads away from the lampholder and make new electrical connections to lampholder lead wires by employing applicable connectors.

This device is not intended for use with emergency exits.

CONSULT A QUALIFIED ELECTRICIAN TO ENSURE CORRECT BRANCH CIRCUIT CONDUCTOR.

Bypass ballast (UL Type B)

Installation Instructions:

1. Make sure the circuit breaker that supplies power to the fixture is turned off.
2. Remove trim and existing lamp(s) from recessed fixture. Drop housing from plaster frame.
3. Remove inner junction box cover and disconnect ballast from input wiring and lampholder leads. Dispose of removed ballast and lamps in accordance with government regulations in your area.
4. Connect input wiring to lampholder leads according to the appropriate diagram below. Place wires and connections back in wiring box and replace cover.
5. Reinstall housing and trim.
6. Install your new LED PL lamps.
7. Apply relamping label on a visible location inside the fixture.
8. Turn power on at the breaker box and turn on the lights.

Figure 1: Retrofit with One Lamp (GX24q Base)

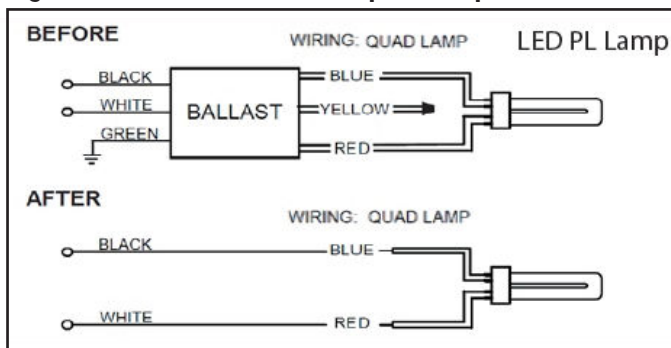
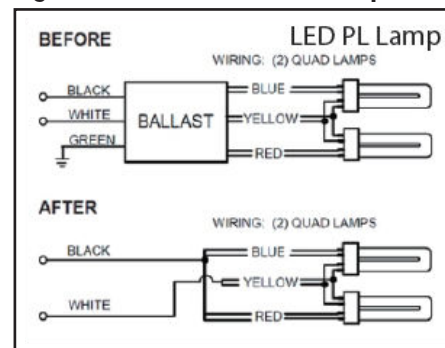
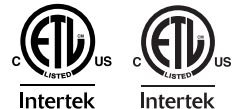


Figure 2: Retrofit with Two Lamps (GX24q Base)



ETL CLASSIFIED



This luminaire has been modified to operate LED lamps. Do not attempt to install or operate fluorescent lamps in this luminaire.

ce luminaire été modifié pour exploiter lames à led. n'essayez pas d'installer ou de faire fonctionner les lampes fluorescentes dans le luminaire.