

INSTRUCTION MANUAL

The retrofit kit includes one (1) LED tube, one (1) installation instruction, and one (1) field-applied “Modified Luminaire” label.

The T8 LED Tubes are intended to retrofit a type Non-IC or type IC recessed enclosed fluorescent luminaire with straight tubular lamps.

Instructions are for the following lamps:

- LPT8U615B230K
- LPT8U615B235K
- LPT8U615B241K
- LPT8U615B250K

INSTALLATION INSTRUCTIONS

STEP 1: Check out all the items of the retrofit kit.

STEP 2: Shut off power before work.

STEP 3: Check if the LED tubes rating parameters can be replaced in this luminaire, below is the original wiring drawing, shown as below, Fig. 1.

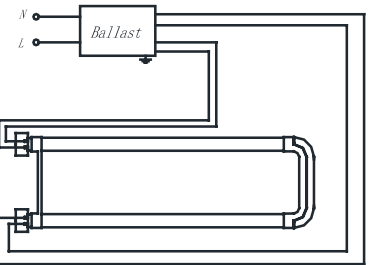


Fig. 1

STEP 4: Take off the diffuser of lamp panel (if applicable), then remove the fluorescent lamp tube(s) which need to be replaced.

STEP 5: In accordance with the below drawing, cut off all the wires connected to the ballast and starter(if provided), shown as below, Fig.2

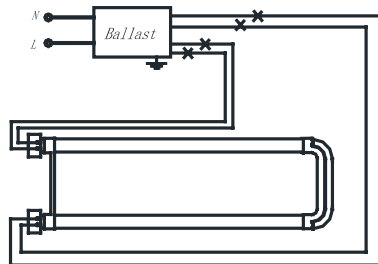


Fig. 2

STEP 6: In accordance with the below drawing, connect the wires of “L” and “N”, shown as below, Fig. 3:




Fig. 3

STEP 7: Install the LED tube.

STEP 8: Affix the Field-applied Label on the reflector of Luminaire where visible during lamp replacement.

STEP 9: Reinstall the diffuser of lamp panel (if applicable). Turn power on at the breaker box and turn on the lights.



IMPORTANT SAFETY INSTRUCTIONS

THIS PRODUCT MUST BE INSTALLED IN ACCORDANCE WITH THE APPLICABLE INSTALLATION CODE BY A PERSON FAMILIAR WITH THE CONSTRUCTION AND OPERATION OF THE PRODUCT AND THE HAZARDS INVOLVED.

WARNING - Risk of fire or electric shock. The electrical rating of these products are 120-277Vac, the installer must determine whether they have 120-277Vac at the luminaire before installation.

WARNING - Risk of fire or electric shock. LED Retrofit Kit installation requires knowledge of luminaires electrical systems. If not qualified, do not attempt installation. Contact a qualified electrician.

WARNING - Risk of fire or electric shock. Install this kit only in the luminaires that has the construction features and dimensions shown in the photographs and/or drawings and where the input rating of the retrofit kit does not exceed the input rating of the luminaire.

WARNING - To prevent wiring damage or abrasion, do not expose wiring to edges of sheet metal or other sharp objects.

Do not make or alter any open holes in an enclosure of wiring or electrical components during kit installation.

Installers should not disconnect existing wires from lamp holder terminals to make new connections at lamp holder terminals. Instead installers should cut existing lamp holder leads away from the lamp holder and make new electrical connections to lamp holder lead wires by employing applicable connectors.

DO NOT USE WITH DIMMERS.

RISK OF ELECTRIC SHOCK – USE IN DRY AND DAMP LOCATION ONLY.

THIS DEVICE IS NOT INTENDED FOR USE WITH EMERGENCY EXITS.

THE RETROFIT KIT IS ACCEPTED AS A COMPONENT OF A LUMINAIRE WHERE THE SUITABILITY OF THE COMBINATION SHALL BE DETERMINED BY CSA OR AUTHORITIES HAVING JURISDICTION.

This luminaire has been modified to operate LED lamps. Do not attempt to install or operate fluorescent lamps in this luminaire. Replace with TCP® LPT8U615B230K, LPT8U615B235K, LPT8U615B241K, LPT8U615B250K. Order at www.tcpi.com.



TCP® | 800.324.1496 | tcpi.com