



ELITE SERIES LED Dimmable Snap-In Downlights

Ultra-thin meets ultra easy with Snap-In Downlights from TCP. You no longer need a recessed can or a junction box, snap-in downlights can be directly mounted to drywall, drop ceilings and other locations. Simply shape a hole and place the downlight inside.

Limitless options for the following applications:

- Commercial
- Industrial
- Retail
- Hospitality
- Residential
- Healthcare

Great features and benefits:

- Frosted glass lens
- Snap-in mounting springs, for use without junction box or recessed can
- Sturdy, steel encased, separated LED driver with watertight seal
- 75-120 watt incandescent equivalent
- Wide beam spread
- Triac dimming
- Damp location rated
- IC rated
- Life: 40,000 hours
- Square or round form factor
- Easy wiring access for quick install
- 120-volt





ELITE Series LED Dimmable Snap-In Downlights

LED 40,000 hours average rated life, 120 volts

Applications

Perfect for 4, 6 & 8 inch dimmable downlight applications




Features and Benefits

- Ideal for replacing dimmable 75W, 85W and 120W incandescent alternatives
- Smooth, uniform dimming
- Highly efficient LEDs and Driver
- Long Life: 40,000 hours
- Snap-in mounting springs, for use without junction box or recessed can
- Square or round options available
- UL approved for damp locations
- Easy wiring access for quick install
- Shatter Resistant



Specifications

| | Round Snap-In | Square Snap-In |
|------------------------|---------------|----------------|
| Input Line Voltage: | 120 VAC | 120 VAC |
| Input Power | 13,14 & 18 W | 13,14 & 18 W |
| Input Line Frequency | 50/60HZ | 50/60HZ |
| Lamp Life (Rated) | 40,000 hrs | 40,000 hrs |
| Minimum Starting Temp | -20°C | -20°C |
| Maximum Operating Temp | 40°C | 40°C |





5 YEAR WARRANTY*
*Based on 12 hours usage per day

For the most up-to-date specs, please visit www.tcpi.com





ELITE Series LED Dimmable Snap-In Downlights

| Warranties and Certifications: | Item # | Energy Star® RATED | Description | Rated Life (hours) | Replacement Wattage | Voltage | Wattage | Lumens | LPW | CCT | CRI | Beam Angle | MOL (inches) | Diameter (inches) | |
|--|----------------------------------|------------------------------------|------------------------------------|--------------------|---------------------|---------|---------|--------|-------|-------|------|------------|--------------|-------------------|--|
|   5 YEAR WARRANTY* <small>*Based on 12 hours usage per day</small> | ROUND SNAP-IN DOWNLIGHTS | | | | | | | | | | | | | | |
| | DDR40127 | ★ | 4" 850LM round downlight - 2700K | 40,000 | 75 | 120 | 13 | 850 | 65.4 | 2700K | 80 | 110° | 0.8 | 4.6 | |
| | DDR40130 | ★ | 4" 850LM round downlight - 3000K | 40,000 | 75 | 120 | 13 | 850 | 65.4 | 3000K | 80 | 110° | 0.8 | 4.6 | |
| | DDR40140 | ★ | 4" 850LM round downlight - 4000K | 40,000 | 75 | 120 | 13 | 850 | 65.4 | 4000K | 80 | 110° | 0.8 | 4.6 | |
| | DDR40150 | ★ | 4" 850LM round downlight - 5000K | 40,000 | 75 | 120 | 13 | 850 | 65.4 | 5000K | 80 | 110° | 0.8 | 4.6 | |
| | DDR60127 | ★ | 6" 1100LM round downlight - 2700K | 40,000 | 85 | 120 | 14 | 1100 | 78.6 | 2700K | 80 | 110° | 0.8 | 6.7 | |
| | DDR60130 | ★ | 6" 1100LM round downlight - 3000K | 40,000 | 85 | 120 | 14 | 1100 | 78.6 | 3000K | 80 | 110° | 0.8 | 6.7 | |
| | DDR60140 | ★ | 6" 1100LM round downlight - 4000K | 40,000 | 85 | 120 | 14 | 1100 | 78.6 | 4000K | 80 | 110° | 0.8 | 6.7 | |
| | DDR60150 | ★ | 6" 1100LM round downlight - 5000K | 40,000 | 85 | 120 | 14 | 1100 | 78.6 | 5000K | 80 | 110° | 0.8 | 6.7 | |
| | DDR80127 | ★ | 8" 1550LM round downlight - 2700K | 40,000 | 120 | 120 | 18 | 1550 | 86.1 | 2700K | 80 | 110° | 0.8 | 8.7 | |
| | DDR80130 | ★ | 8" 1550LM round downlight - 3000K | 40,000 | 120 | 120 | 18 | 1550 | 86.1 | 3000K | 80 | 110° | 0.8 | 8.7 | |
| | DDR80140 | ★ | 8" 1550LM round downlight - 4000K | 40,000 | 120 | 120 | 18 | 1550 | 86.1 | 4000K | 80 | 110° | 0.8 | 8.7 | |
| | DDR80150 | ★ | 8" 1550LM round downlight - 5000K | 40,000 | 120 | 120 | 18 | 1550 | 86.1 | 5000K | 80 | 110° | 0.8 | 8.7 | |
| | SQUARE SNAP-IN DOWNLIGHTS | | | | | | | | | | | | | | |
| | DDR40227 | ★ | 4" 750LM square downlight - 2700K | 40,000 | 75 | 120 | 13 | 750 | 57.7 | 2700K | 80 | 110° | 0.8 | 4.6 | |
| | DDR40230 | ★ | 4" 750LM square downlight - 3000K | 40,000 | 75 | 120 | 13 | 750 | 57.7 | 3000K | 80 | 110° | 0.8 | 4.6 | |
| | DDR40240 | ★ | 4" 750LM square downlight - 4000K | 40,000 | 75 | 120 | 13 | 750 | 57.7 | 4000K | 80 | 110° | 0.8 | 4.6 | |
| | DDR40250 | ★ | 4" 750LM square downlight - 5000K | 40,000 | 75 | 120 | 13 | 750 | 57.7 | 5000K | 80 | 110° | 0.8 | 4.6 | |
| | DDR60227 | ★ | 6" 1000LM square downlight - 2700K | 40,000 | 85 | 120 | 14 | 1000 | 71.4 | 2700K | 80 | 110° | 0.8 | 6.6 | |
| | DDR60230 | ★ | 6" 1000LM square downlight - 3000K | 40,000 | 85 | 120 | 14 | 1000 | 71.4 | 3000K | 80 | 110° | 0.8 | 6.6 | |
| DDR60240 | ★ | 6" 1000LM square downlight - 4000K | 40,000 | 85 | 120 | 14 | 1000 | 71.4 | 4000K | 80 | 110° | 0.8 | 6.6 | | |
| DDR60150 | ★ | 6" 1000LM square downlight - 5000K | 40,000 | 85 | 120 | 14 | 1000 | 71.4 | 5000K | 80 | 110° | 0.8 | 6.6 | | |
| DDR80227 | ★ | 8" 1400LM square downlight - 2700K | 40,000 | 120 | 120 | 18 | 1400 | 77.8 | 2700K | 80 | 110° | 0.8 | 8.7 | | |
| DDR80230 | ★ | 8" 1400LM square downlight - 3000K | 40,000 | 120 | 120 | 18 | 1400 | 77.8 | 3000K | 80 | 110° | 0.8 | 8.7 | | |
| DDR80240 | ★ | 8" 1400LM square downlight - 4000K | 40,000 | 120 | 120 | 18 | 1400 | 77.8 | 4000K | 80 | 110° | 0.8 | 8.7 | | |
| DDR80250 | ★ | 8" 1400LM square downlight - 5000K | 40,000 | 120 | 120 | 18 | 1400 | 77.8 | 5000K | 80 | 110° | 0.8 | 8.7 | | |

For the most up-to-date specs, please visit www.tcpi.com



TECHNOLOGY CAST IN A BEAUTIFUL LIGHT

For over 20 years, TCP has been designing, developing and delivering energy-efficient lighting into the market. Thanks to our cutting-edge technology and manufacturing expertise, we have shipped billions of high quality lighting products. With TCP, you can count on a lighting product that is designed to meet the needs of the market — that transforms your surroundings and envelopes you in warmth — lighting that generates beauty with every flip of the switch.

LED

For more information on the quality and care TCP can deliver, call us at **800.324.1496** or visit tcp.com

325 Campus Dr. | Aurora, Ohio 44202 | P: 800-324-1496 | F: 877-487-0516

©TCP JUL 2018/WF118906