

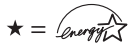


# GU24 Outdoor Globe Fixture Specifications

## 13W, 18W, 23W GU24 Lamps


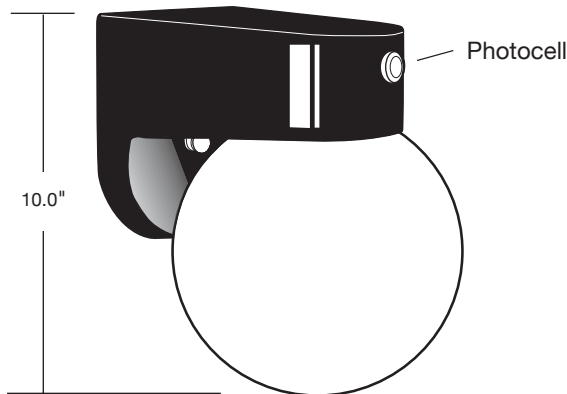
- GU24 Base, NPF Compact Fluorescent, 10,000 Hours Lamp Life

Item #	Description	Lamp Wattage	Incandescent Wattage Comparison	Initial Lumens	Input Line Current	Total Harmonic Distortion	Power Factor	Replacement Lamps
55813BPCGU ★	GU24 Wall Fixture, Black, Photocell, White Globe	13	60	900	.22A	< 150%	>.50	33113SP
55813BPCZGU ★	GU24 Wall Fixture, Black, Photocell, Prismatic Globe	13	60	900	.22A	< 150%	>.50	33113SP
55813WPCGU ★	GU24 Wall Fixture, White, Photocell, White Globe	13	60	900	.22A	< 150%	>.50	33113SP
55813WPCZGU ★	GU24 Wall Fixture, White, Photocell, Prismatic Globe	13	60	900	.22A	< 150%	>.50	33113SP
55818BPCGU ★	GU24 Wall Fixture, Black, Photocell, White Globe	18	75	1200	.30A	< 150%	>.50	33118SP
55818BPCZGU ★	GU24 Wall Fixture, Black, Photocell, Prismatic Globe	18	75	1200	.30A	< 150%	>.50	33118SP
55818WPCGU ★	GU24 Wall Fixture, White, Photocell, White Globe	18	75	1200	.30A	< 150%	>.50	33118SP
55818WPCZGU ★	GU24 Wall Fixture, White, Photocell, Prismatic Globe	18	75	1200	.30A	< 150%	>.50	33118SP
55823BPCGU ★	GU24 Wall Fixture, Black, Photocell, White Globe	23	90	1600	.43A	< 150%	>.50	33123SP
55823BPCZGU ★	GU24 Wall Fixture, Black, Photocell, Prismatic Globe	23	90	1600	.43A	< 150%	>.50	33123SP
55823WPCGU ★	GU24 Wall Fixture, White, Photocell, White Globe	23	90	1600	.43A	< 150%	>.50	33123SP
55823WPCZGU ★	GU24 Wall Fixture, White, Photocell, Prismatic Globe	23	90	1600	.43A	< 150%	>.50	33123SP



Height - 10.0"  
Width - 7.4"  
Depth - 6"

Globe Diameter - 4.4"



GU24 Lamp



### Specifications ( at full brightness )


End of Life Protection-----	Yes
Ballast Type -----	Electronic
Starting Method -----	Modified Rapid Start
Input Line Voltage -----	120VAC
Input Line Frequency -----	50/60HZ
Lamp Life (rated) -----	10,000 Hours
Color Temperature -----	2700°K
Color Rendering Index -----	82
Minimum Starting Temperature -----	-20 ° F
Maximum Operating Temperature -----	160 ° F
U.L. / C.U.L. Listed -----	Yes
FCC Compliance -----	Part 18, Subpart C
Lamp Operating Frequency -----	45 KHZ
Lamp Current Crest Factor -----	< 1.60
Maximum Open Circuit Voltage -----	600V
Power Factor -----	>.50
Total Harmonic Distortion -----	< 150%
Dimming Range -----	N/A

### Applications:

- Use outdoors, mounts flush to any wall  
Perfect for: porches, door ways and garages

### Features and Benefits

- UL approved for wet locations
- Long life, 10,000 hour average rated lamp life
- Lasts 7 years, based on 3 hours use per day
- Lasts 10-13 times longer than similar incandescent
- Replace less often, ideal for hard to reach places
- Lower maintenance and labor costs for lamp replacements
- 2700°K color temperature closest to incandescent light
- Quick run-up time
- Instant start, flicker free
- End of Life logic guards against violent failures
- World class phosphor insures high lumen output and excellent lumen maintenance



TCP, Inc.

325 Campus Dr. | Aurora, Ohio 44202 | P: 800-324-1496 | F: 330-995-6188 | www.tcpi.com

©TCP, Inc. 2008/02347