

shining new light on CFLs



# CFLs

## Taking CFL Lighting to the Next Level

More than just a light bulb. Fresh2Ti is a revolutionary product that eliminates odors while providing energy-efficient light. Begins working in just 10 minutes!



fresh<sup>2</sup>ti

A Whole New Atmosphere



SpringLamps<sup>®</sup>

### FEATURES / BENEFITS

- Smallest size of CFLs ever
- Quickstart technology
- Fast run-up time
- Proprietary glass and coating process
- High initial lumens
- Excellent lumen maintenance
- Cool, reliable operating temperature
- Wide range of options and accessories

# Shining new light on energy efficient lighting

CFLs are not only practical, but they are also versatile. Because CFLs come in such a variety of shapes, sizes, wattages and color temperatures, they are ideal for a wide range of applications.



SpringLamps®



Floods



Torpedos



A-Lamps



Globes



Flat Pars



Circlines



Mini Springs



GU Base

**Energy Efficient**

Long lamp life, high energy savings and low maintenance — It's not just something we say, it's something we do — you'll find all three in every TCP product.

**Flexible**









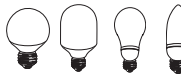







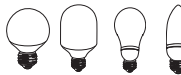



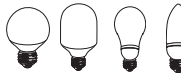

















Our experienced team of lighting designers can create custom lighting products to fit even your most difficult applications.

**Dependable**

With the high quality standards all our products must meet, you are guaranteed to have a lighting source that performs in the harshest environments.

## Specialty lighting application options

Specialty lamps are available as special order items. To order, use the TCP item # with the suffix listed after each specialty lamps description.

| OPTION                        | ORDER SUFFIX                        | AVAILABLE FOR:  |   |   |  |
|-------------------------------|-------------------------------------|---|---|---|--|
| <b>Wet Location</b>           | WL                                  |  SpringLamp Series<br>280, 289, 182, 101   |   |   |  |
| <b>Shatter Resistant</b>      | SS                                  |  SpringLamp Series<br>280, 289, 182, 101,<br>159, 160, 161                       |  Floodlight<br>R20 |  PL Lamps<br>twin, quad,<br>tripple     |  Flat Pars<br>PF20, PF30,<br>PF38             |
| <b>3100 K</b>                 | 31K                                 |  SpringLamp Series<br>280, 289, 182, 101,<br>159, 160, 161, GU                   |  T6<br>Circline    |  Floodlight<br>1R, 2R,<br>1P, 2P        |  Decorative<br>1G, 2G, 1T, 113,<br>213, 107   |
| <b>3500 K</b>                 | 35K                                 |  SpringLamp Series<br>280, 289, 182, 101,<br>159, 160, 161, GU                   |  T6<br>Circline    |  Floodlight<br>1R, 2R,<br>1P, 2P        |  Decorative<br>1G, 2G, 1T, 113,<br>213, 107   |
| <b>4100 K</b>                 | 41K                                 |  SpringLamp Series<br>280, 289, 182, 101,<br>159, 160, 161, GU                  |  T6<br>Circline   |  Floodlight<br>1R, 2R,<br>1P, 2P       |  Decorative<br>1G, 2G, 1T, 113,<br>213, 107  |
| <b>5100 K</b>                 | 51K                                 |  SpringLamp Series<br>280, 289, 182, 101,<br>159, 160, 161, GU                 |  T6<br>Circline  |  Floodlight<br>1R, 2R,<br>1P, 2P      |  Decorative<br>1G, 2G, 1T, 113,<br>213, 107 |
| <b>6500 K</b>                 | 65K                                 |  SpringLamp Series<br>280, 289, 182, 101,<br>159, 160, 161                     |  T6<br>Circline  |  Floodlight<br>1R, 2R,<br>1P, 2P      |  Decorative<br>1G, 2G, 1T, 113,<br>213, 107 |
| <b>Full Spectrum</b>          | FS                                  |  SpringLamp Series<br>28909 – 28942,<br>28009 – 28027                          |   |   |  |
| <b>Pink/Soft Pink</b>         | P<br>SP                             |  SpringLamp Series<br>280, 289, 182, 101,<br>159, 160, 161                     |   |  Floodlight<br>1R, 2R,<br>1P, 2P      |  |
| <b>Yellow</b>                 | Y                                   |  SpringLamp Series<br>28013 – 28023,<br>28913 – 28923                          |  A lamp<br>21314 |  1P3823,<br>2P3819                    |  |
| <b>Green • Blue • Red</b>     | GR<br>BL<br>RD                      |  SpringLamp Series<br>28902 – 28913  |  A lamp<br>11304 |  Floodlight<br>1R, 2R,<br>1P, 2P      |  |
| <b>Long Neck</b>              | 1.65" 165<br>1.75" 175<br>2.25" 225 |  SpringLamp Series<br>182, 101, 159, 160, 161,<br>28009 – 28027, 28909 – 28942 |  T6<br>Circline  |  Floodlight<br>1R, 2R,<br>1P, 2P, PF |  |
| <b>277 Volts</b>              | 277X<br>H277                        |  SpringLamp 28927 – 28942<br>SpringLamp Mogul Base 28927 – 28942               |   |   |  |
| <b>BlackLight</b>             | BK                                  | Call for availability   |   |   |  |
| <b>Permanent Installation</b> | PERM                                | Call for availability   |   |   |  |

### Mini Springs

Smallest size CFLs ever! Mini Springs fit where other lamps are too large, while giving off an incredible amount of light for their size.

### SpringLamps®

With Quickstart Technology and fast run-up time, our SpringLamps are ideal for a variety of applications including: bare bulb fixtures, chandeliers, ceiling fixtures, desk lamps, floor lamps, outdoor lights, table lamps, recessed cans and wall sconces.


### FreshTi

FreshTi is a revolutionary product that breaks down odors while providing energy-efficient light. Simply turn on your light and FreshTi begins eliminating odors in just 10 minutes!

| ITEM NUMBER | ITEM DESCRIPTION | UNIT/BALLAST WATTS | LAMP WATTS | INCANDESCENT COMPARISON (WATTS) | INITIAL LUMENS | CCT (KELVIN) | CRI | MOI/HEIGHT (INCHES) | DIAMETER/WIDTH (INCHES) | REPLACEMENT BRACKET | REPLACEMENT LAMP | BASE TYPE |
|-------------|------------------|--------------------|------------|---------------------------------|----------------|--------------|-----|---------------------|-------------------------|---------------------|------------------|-----------|
|-------------|------------------|--------------------|------------|---------------------------------|----------------|--------------|-----|---------------------|-------------------------|---------------------|------------------|-----------|


#### MINI MINI, ELECTRONIC, NPF, 8,000 HOUR, <150% THD

|         |                              |   |     |    |     |      |    |      |      |     |     |            |
|---------|------------------------------|---|-----|----|-----|------|----|------|------|-----|-----|------------|
| 28902   | 2 Watt Mini-SpringLamp       | 2 | N/A | 15 | 150 | 2700 | 82 | 3.00 | 1.25 | N/A | N/A | E26        |
| 28902C  | 2 Watt Mini-SpringLamp       | 2 | N/A | 15 | 150 | 2700 | 82 | 3.00 | 1.25 | N/A | N/A | Candelabra |
| 28902T  | 2 Watt Tall Mini-Spring Lamp | 2 | N/A | 15 | 150 | 2700 | 82 | 3.13 | 1.25 | N/A | N/A | E26        |
| 28902TC | 2 Watt Tall Mini-Spring Lamp | 2 | N/A | 15 | 150 | 2700 | 82 | 3.10 | 1.20 | N/A | N/A | Candelabra |
| 28904★  | 4 Watt Mini-SpringLamp       | 4 | N/A | 25 | 250 | 2700 | 82 | 3.00 | 1.50 | N/A | N/A | E26        |
| 28904C  | 4 Watt Mini-SpringLamp       | 4 | N/A | 25 | 250 | 2700 | 82 | 3.10 | 1.50 | N/A | N/A | Candelabra |
| 28904T★ | 4 Watt Tall Mini-Spring Lamp | 4 | N/A | 25 | 250 | 2700 | 82 | 3.60 | 1.25 | N/A | N/A | E26        |
| 28904TC | 4 Watt Tall Mini-Spring Lamp | 4 | N/A | 25 | 250 | 2700 | 82 | 3.50 | 1.20 | N/A | N/A | Candelabra |




#### MINI SPRINGLAMPS, ELECTRONIC, NPF, 10,000 HOUR, <150% THD

|                  |  |                |                   |                 |                     |      |    |      |      |     |     |     |
|------------------|--|----------------|-------------------|-----------------|---------------------|------|----|------|------|-----|-----|-----|
| 28909★           | 9 Watt Mini-SpringLamp                 | 9              | N/A               | 40              | 550                 | 2700 | 82 | 3.60 | 1.90 | N/A | N/A | E26 |
| 28913★           | 13 Watt Mini-Spring Lamp               | 13             | N/A               | 60              | 900                 | 2700 | 82 | 3.90 | 1.90 | N/A | N/A | E26 |
| *12000 Lamp Life |  |                |                   |                 |                     |      |    |      |      |     |     |     |
| 28918            | 18 Watt Mini-Spring Lamp               | 18             | N/A               | 75              | 1200                | 2700 | 82 | 4.40 | 2.30 | N/A | N/A | E26 |
| 28923★           | 23 Watt Mini-Spring Lamp               | 23             | N/A               | 100             | 1600                | 2700 | 82 | 4.70 | 2.40 | N/A | N/A | E26 |
| 28923FS          | 23 Watt Mini-Spring Lamp Full Spectrum | 23             | N/A               | 100             | 1200                | 5500 | 90 | 4.70 | 2.40 | N/A | N/A | E26 |
| 28927M★          | 27 Watt Mini-Spring Lamp               | 27             | N/A               | 100             | 1850                | 2700 | 82 | 5.10 | 2.40 | N/A | N/A | E26 |
| 19032            | 14/19/32 Watt 3-Way SpringLamp         | 14<br>19<br>32 | N/A<br>N/A<br>N/A | 40<br>75<br>150 | 450<br>1100<br>1950 | 2700 | 82 | 6.80 | 2.40 | N/A | N/A | E26 |



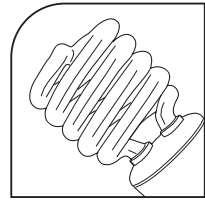
#### SPRINGLAMPS, ELECTRONIC, NPF, 10,000 HOUR, <150% THD

|         |                               |    |     |     |      |      |    |      |      |     |     |       |
|---------|-------------------------------|----|-----|-----|------|------|----|------|------|-----|-----|-------|
| 28932★  | 32 Watt SpringLamp            | 32 | N/A | 120 | 2100 | 2700 | 82 | 6.10 | 2.70 | N/A | N/A | E26   |
| 28932H  | 32 Watt SpringLamp Mogul Base | 32 | N/A | 120 | 2200 | 2700 | 82 | 6.60 | 2.80 | N/A | N/A | Mogul |
| 28942   | 42 Watt SpringLamp            | 42 | N/A | 150 | 2800 | 2700 | 82 | 7.00 | 2.80 | N/A | N/A | E26   |
| 28942H  | 42 Watt SpringLamp Mogul Base | 42 | N/A | 150 | 2800 | 2700 | 82 | 7.50 | 2.80 | N/A | N/A | Mogul |
| 28968   | 68 Watt SpringLamp            | 68 | N/A | 300 | 4200 | 2700 | 82 | 9.50 | 4.10 | N/A | N/A | E26   |
| 28968H  | 68 Watt SpringLamp Mogul Base | 68 | N/A | 300 | 4200 | 2700 | 82 | 9.90 | 4.10 | N/A | N/A | Mogul |
| 28930BD | 30 Watt Base Down SpringLamp  | 30 | N/A | 120 | 2100 | 2700 | 82 | 5.40 | 3.00 | N/A | N/A | E26   |
| 28942BD | 42 Watt Base Down SpringLamp  | 42 | N/A | 150 | 2650 | 2700 | 82 | 5.70 | 2.70 | N/A | N/A | E26   |



#### SPRINGLAMPS, ELECTRONIC, NPF, 10,000 HOUR, 277V, <150% THD

|           |   |    |     |     |      |      |    |      |      |     |     |       |
|-----------|---|----|-----|-----|------|------|----|------|------|-----|-----|-------|
| 28927H277 | 27 Watt SpringLamp 277 Volt, Mogul Base | 27 | N/A | 100 | 1950 | 2700 | 82 | 6.20 | 2.80 | N/A | N/A | Mogul |
| 28932H277 | 32 Watt SpringLamp 277 Volt, Mogul Base | 32 | N/A | 120 | 2200 | 2700 | 82 | 6.60 | 2.80 | N/A | N/A | Mogul |
| 28942H277 | 42 Watt Base Down 277 Volt, Mogul Base  | 42 | N/A | 150 | 2800 | 2700 | 82 | 7.50 | 2.80 | N/A | N/A | Mogul |
| 28968H277 | 68 Watt Base Down 277 Volt, Mogul Base  | 68 | N/A | 300 | 4250 | 2700 | 82 | 9.90 | 4.10 | N/A | N/A | Mogul |



★ = Energy Star

**3-Way SpringLamps®**

Fits any standard 3-way lamp application. All the flexibility of a 3-way bulb, with the energy savings of a CFL!





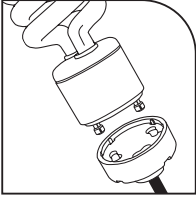
**HPF SpringLamps®**

The High Power Factor SpringLamps are perfect for closet lights, desk lamps, floor lamps, table lamps or where any incandescent will fit!

**GU Lamps**

The GU24 Base introduces our SpringLamp technology with a GU-based socket. The socket allows energy efficiency in fixtures designed to accommodate incandescent lamps without changing the aesthetics.

**ONE-PIECE SPRINGLAMPS®**

| ITEM NUMBER   | ITEM DESCRIPTION | UNIT/BALLAST WATTS               | LAMP WATTS | INCANDESCENT COMPARISON (WATTS) | INITIAL LUMENS | CCT (KELVIN) | CRI  | MOL/HEIGHT (INCHES) | DIAMETER/WIDTH (INCHES) | REPLACEMENT BRACKET | REPLACEMENT LAMP | BASE TYPE |      |
|---|------------------|----------------------------------|------------|---------------------------------|----------------|--------------|------|---------------------|-------------------------|---------------------|------------------|-----------|------|
| <b>FRESH<sup>2</sup>Ti™ ODOR ELIMINATING LIGHT BULB, ELECTRONIC, NPF, 10,000 HOUR, &lt;150% THD</b> |                  |                                  |            |                                 |                |              |      |                     |                         |                     |                  |           |      |
|                    | 28914F2          | 14 Watt SpringLamp Fresh2®       | 14         | N/A                             | 60             | 800          | 2700 | 82                  | 4.75                    | 1.75                | N/A              | N/A       | E26  |
|   | 28923F2          | 23 Watt Mini-Spring Lamp Fresh2® | 23         | N/A                             | 100            | 1600         | 2700 | 82                  | 5.00                    | 2.30                | N/A              | N/A       | E26  |
|   | 28927MF2         | 27 Watt Mini-Spring Lamp Fresh2® | 27         | N/A                             | 100            | 1850         | 2700 | 82                  | 5.10                    | 2.40                | N/A              | N/A       | E26  |
|   | 17040LF2         | 40 Watt Circline Fresh2®         | 40         | N/A                             | 150            | 2800         | 2850 | 82                  | 3.65                    | 7.50                | N/A              | N/A       | E26  |
| <b>DIMMABLE SPRINGLAMPS, ELECTRONIC, HPF, 10,000 HOUR, &lt;33% THD</b>                              |                  |                                  |            |                                 |                |              |      |                     |                         |                     |                  |           |      |
|                   | 10109            | 9 Watt Dimmable SpringLamp       | 9          | N/A                             | 35             | 400          | 2700 | 82                  | 4.40                    | 2.20                | N/A              | N/A       | E26  |
|   | 10111            | 11 Watt Dimmable SpringLamp      | 11         | N/A                             | 40             | 550          | 2700 | 82                  | 4.10                    | 2.20                | N/A              | N/A       | E26  |
|   | 10115            | 15 Watt Dimmable SpringLamp      | 15         | N/A                             | 60             | 930          | 2700 | 82                  | 4.88                    | 2.20                | N/A              | N/A       | E26  |
|   | 10120 ★          | 20 Watt Dimmable SpringLamp      | 20         | N/A                             | 75             | 1200         | 2700 | 82                  | 5.28                    | 2.20                | N/A              | N/A       | E26  |
|   | 10123            | 23 Watt Dimmable SpringLamp      | 23         | N/A                             | 100            | 1300         | 2700 | 82                  | 5.40                    | 2.30                | N/A              | N/A       | E26  |
| <b>HPF SPRINGLAMPS, ELECTRONIC, 10,000 HOUR, &lt;33% THD</b>  |                  |                                  |            |                                 |                |              |      |                     |                         |                     |                  |           |      |
|                  | 18214            | 14 Watt Mini-Spring Lamp         | 14         | N/A                             | 60             | 900          | 2700 | 82                  | 4.75                    | 1.75                | N/A              | N/A       | E26  |
|   | 18219            | 19 Watt Mini-Spring Lamp         | 19         | N/A                             | 75             | 1250         | 2700 | 82                  | 4.70                    | 2.35                | N/A              | N/A       | E26  |
|   | 18209            | 9 Watt SpringLamp                | 9          | N/A                             | 35             | 400          | 2700 | 82                  | 4.70                    | 2.20                | N/A              | N/A       | E26  |
|   | 18211            | 11 Watt SpringLamp               | 11         | N/A                             | 40             | 550          | 2700 | 82                  | 4.85                    | 2.20                | N/A              | N/A       | E26  |
|   | 18215 ★          | 15 Watt SpringLamp               | 15         | N/A                             | 60             | 900          | 2700 | 82                  | 5.30                    | 2.20                | N/A              | N/A       | E26  |
|   | 18220 ★          | 20 Watt SpringLamp               | 20         | N/A                             | 75             | 1200         | 2700 | 82                  | 5.56                    | 2.20                | N/A              | N/A       | E26  |
|   | 18223            | 23 Watt SpringLamp               | 23         | N/A                             | 90             | 1400         | 2700 | 82                  | 5.80                    | 2.20                | N/A              | N/A       | E26  |
|   | 18227            | 27 Watt SpringLamp               | 27         | N/A                             | 100            | 1950         | 2700 | 82                  | 6.00                    | 2.20                | N/A              | N/A       | E26  |
| <b>SPRINGLAMPS, ELECTRONIC, NPF, 15,000 HOUR, &lt;150% THD</b>                                      |                  |                                  |            |                                 |                |              |      |                     |                         |                     |                  |           |      |
|                  | 28009            | 9 Watt SpringLamp                | 9          | N/A                             | 40             | 550          | 2700 | 82                  | 3.60                    | 1.90                | N/A              | N/A       | E26  |
|   | 28013            | 13 Watt SpringLamp               | 13         | N/A                             | 60             | 900          | 2700 | 82                  | 3.90                    | 1.90                | N/A              | N/A       | E26  |
|   | 28018            | 18 Watt SpringLamp               | 18         | N/A                             | 75             | 1200         | 2700 | 82                  | 4.60                    | 2.30                | N/A              | N/A       | E26  |
|   | 28023            | 23 Watt SpringLamp               | 23         | N/A                             | 100            | 1600         | 2700 | 82                  | 4.80                    | 2.30                | N/A              | N/A       | E26  |
|   | 28027M           | 27 Watt Mini-Spring Lamp         | 27         | N/A                             | 100            | 1850         | 2700 | 82                  | 5.10                    | 2.40                | N/A              | N/A       | E26  |
| <b>GU24 SPRINGLAMPS, 10,000 HOUR, 120 V / GU24 PL LAMPS, 10,000 HOUR, 120 V</b>                     |                  |                                  |            |                                 |                |              |      |                     |                         |                     |                  |           |      |
|                  | SpringLamps:     |                                  |            |                                 |                |              |      |                     |                         |                     |                  |           |      |
|   | 33109SP          | 9 Watt SpringLamp                | 9          | 9                               | 45             | 600          | 2700 | 82                  | 3.40                    | 1.80                | N/A              | N/A       | GU24 |
|   | 33113SP ★P       | 13 Watt SpringLamp               | 13         | 13                              | 60             | 900          | 2700 | 82                  | 3.60                    | 1.80                | N/A              | N/A       | GU24 |
|   | 33118SP ★P       | 18 Watt SpringLamp               | 18         | 18                              | 75             | 1200         | 2700 | 82                  | 3.80                    | 2.30                | N/A              | N/A       | GU24 |
|   | 33123SP ★P       | 23 Watt SpringLamp               | 23         | 23                              | 90             | 1600         | 2700 | 82                  | 4.40                    | 2.40                | N/A              | N/A       | GU24 |
|   | 33127SP ★P       | 27 Watt SpringLamp               | 27         | 27                              | 100            | 1800         | 2700 | 82                  | 4.80                    | 2.40                | N/A              | N/A       | GU24 |
|   | PL Lamps:        |                                  |            |                                 |                |              |      |                     |                         |                     |                  |           |      |
|   | 33109Q           | 9 Watt Quad Tube                 | 9          | 9                               | 45             | 600          | 2700 | 82                  | 4.50                    | 1.50                | N/A              | N/A       | GU24 |
|   | 33113Q           | 13 Watt Quad Tube                | 13         | 13                              | 60             | 900          | 2700 | 82                  | 4.50                    | 1.50                | N/A              | N/A       | GU24 |
|   | 33118Q           | 18 Watt Quad Tube                | 18         | 18                              | 75             | 1200         | 2700 | 82                  | 6.10                    | 1.50                | N/A              | N/A       | GU24 |

★ = Energy Star

★P = Energy Star Platform

\* GU24 base lamp also available in 30K, 31K, 35K, 41K and 51K color temperatures.

**Benefits of 2-Piece**

Excellent for retrofit of HID, HPS fixtures. Long life since ballast is separate and not effected by heat from lamp.

**Variety**

So many different kinds, sizes and color temperatures of CFLs, means energy and cost savings for any application!

**A bright idea**

Trade in your incandescent for CFLs – you'll save energy and money!

# The CFL Advantage

## Compare & Save:

- 5** Percent of the energy incandescent bulbs convert into light (the rest is given off as heat)
- 1,300** Number of pounds of carbon dioxide saved when a 75 Watt incandescent bulb is replaced by a 20 Watt CFL.
- \$55** Amount a consumer would save on the same replacement of bulbs, over the life of the bulb.
- 750** Number of hours an incandescent bulb lasts.
- 10,000** Number of hours a CFL lasts.
- 750** Number of kilowatt-hours, over 10,000 hours, used by an incandescent bulb.
- 180** Number of kilowatt-hours, over 10,000 hours, used by a CFL.



## Why make the switch?



**CFLs Help Fight Global Warming**

Less energy – same amount of light



**CFLs Prevent Other Pollution**

Less energy = less pollution



**CFLs Save Money**

CFLs last longer so you don't have to replace them as often. Also, less energy = lower energy bills.

TCP, the world's largest manufacturer of compact fluorescent lamps, is committed to creating energy efficient products to help reduce the CO2 emissions that the United States produces on an annual basis. Our compact fluorescent SpringLamps®, A-lamps and globes are just a few of the many energy efficient products that helps drive our clean energy business into the future.



Compact Fluorescent Lamps

2008

**Less but more**  
CFLs use 66% less energy than a standard incandescent bulb and last up to 10 times longer.

**When 1's a lonely number**  
Our 2-Piece lamps are ideal for closet lights, ceiling lights, floor lamps, and table lamps.

Green Alert

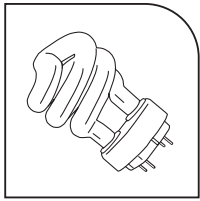


**Clean up the earth**  
If every household in the U.S. replaced one light bulb with a CFL, it would prevent enough pollution to equal removing one million cars from the road.

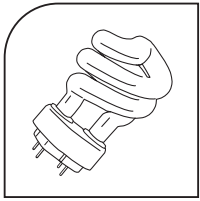
## TWO-PIECE REPLACEMENT SPRINGLAMPS®




| ITEM NUMBER   | ITEM DESCRIPTION        | UNIT/BALLAST WATTS | LAMP WATTS | INCANDESCENT COMPARISON (WATTS) | INITIAL LUMENS | CCT (KELVIN) | CRI | MOL/HEIGHT (INCHES) | DIAMETER/WIDTH (INCHES) | REPLACEMENT BRACKET | REPLACEMENT LAMP | BASE TYPE |
|---|-------------------------|--------------------|------------|---------------------------------|----------------|--------------|-----|---------------------|-------------------------|---------------------|------------------|-----------|
| <b>2-PIECE REPLACEMENT LAMPS, TCX BASE, PL 4-PIN, AMALGAM, 10,000 HR ( 50,000 HR BALLAST)</b> |                         |                    |            |                                 |                |              |     |                     |                         |                     |                  |           |
| 35009M  | 9 Watt Mini-SpringLamp  | 9                  | N/A        | 40                              | 600            | 2700         | 82  | 3.00                | 1.80                    | N/A                 | N/A              | TCX 4-pin |
| 35011M  | 11 Watt Mini-SpringLamp | 11                 | N/A        | 52                              | 650            | 2700         | 82  | 3.00                | 1.80                    | N/A                 | N/A              | TCX 4-pin |
| 35014M  | 14 Watt Mini-SpringLamp | 14                 | N/A        | 60                              | 900            | 2700         | 82  | 3.10                | 1.80                    | N/A                 | N/A              | TCX 4-pin |
| 35009   | 9 Watt SpringLamp       | 9                  | N/A        | 35                              | 400            | 2700         | 82  | 2.60                | 2.20                    | N/A                 | N/A              | TCX 4-pin |
| 35011   | 11 Watt SpringLamp      | 11                 | N/A        | 40                              | 550            | 2700         | 82  | 2.80                | 2.20                    | N/A                 | N/A              | TCX 4-pin |
| 35015   | 15 Watt SpringLamp      | 15                 | N/A        | 60                              | 930            | 2700         | 82  | 3.10                | 2.20                    | N/A                 | N/A              | TCX 4-pin |
| 35018   | 18 Watt SpringLamp      | 18                 | N/A        | 75                              | 1150           | 2700         | 82  | 3.40                | 2.20                    | N/A                 | N/A              | TCX 4-pin |
| 35020   | 20 Watt SpringLamp      | 20                 | N/A        | 75                              | 1200           | 2700         | 82  | 3.40                | 2.20                    | N/A                 | N/A              | TCX 4-pin |
| 35023   | 23 Watt SpringLamp      | 23                 | N/A        | 90                              | 1400           | 2700         | 82  | 3.70                | 2.20                    | N/A                 | N/A              | TCX 4-pin |
| 35026   | 26 Watt SpringLamp      | 26                 | N/A        | 100                             | 1750           | 2700         | 82  | 4.30                | 2.20                    | N/A                 | N/A              | TCX 4-pin |
| 35032   | 32 Watt SpringLamp      | 32                 | N/A        | 125                             | 2100           | 2700         | 82  | 4.80                | 2.20                    | N/A                 | N/A              | TCX 4-pin |
| 35042   | 42 Watt SpringLamp      | 42                 | N/A        | 150                             | 2650           | 2700         | 82  | 5.70                | 2.70                    | N/A                 | N/A              | TCX 4-pin |



| ITEM NUMBER   | ITEM DESCRIPTION  | UNIT/BALLAST WATTS | LAMP WATTS | INCANDESCENT COMPARISON (WATTS) | INITIAL LUMENS | CCT (KELVIN) | CRI | MOL/HEIGHT (INCHES) | DIAMETER/WIDTH (INCHES) | REPLACEMENT BRACKET | REPLACEMENT LAMP | BASE TYPE |
|---|-------------------|--------------------|------------|---------------------------------|----------------|--------------|-----|---------------------|-------------------------|---------------------|------------------|-----------|
| <b>SPRINGLAMP DIMMABLE REPLACEMENT LAMPS, TCX BASE, PL 4-PIN, AMALGAM, 10,000 HR ( 50,000 HR BALLAST)</b> |                   |                    |            |                                 |                |              |     |                     |                         |                     |                  |           |
| 36009   | 9 Watt SpringLamp | 9                  | N/A        | 35                              | 400            | 2700         | 82  | 2.60                | 2.20                    | N/A                 | N/A              | TCX 4-pin |
| 36011   | 9 Watt SpringLamp | 11                 | N/A        | 40                              | 550            | 2700         | 82  | 2.80                | 2.20                    | N/A                 | N/A              | TCX 4-pin |
| 36015   | 9 Watt SpringLamp | 15                 | N/A        | 60                              | 930            | 2700         | 82  | 3.10                | 2.20                    | N/A                 | N/A              | TCX 4-pin |
| 36018   | 9 Watt SpringLamp | 18                 | N/A        | 75                              | 1150           | 2700         | 82  | 3.40                | 2.20                    | N/A                 | N/A              | TCX 4-pin |
| 36020   | 9 Watt SpringLamp | 20                 | N/A        | 75                              | 1200           | 2700         | 82  | 3.40                | 2.20                    | N/A                 | N/A              | TCX 4-pin |



| ITEM NUMBER  | ITEM DESCRIPTION    | UNIT/BALLAST WATTS | LAMP WATTS | INCANDESCENT COMPARISON (WATTS) | INITIAL LUMENS | CCT (KELVIN) | CRI | MOL/HEIGHT (INCHES) | DIAMETER/WIDTH (INCHES) | REPLACEMENT BRACKET | REPLACEMENT LAMP | BASE TYPE    |
|--|---------------------|--------------------|------------|---------------------------------|----------------|--------------|-----|---------------------|-------------------------|---------------------|------------------|--------------|
| <b>2-PIECE REPLACEMENT LAMPS, GX24 BASE, PL 4-PIN, AMALGAM, 10,000 HR ( 50,000 HR BALLAST)</b> |                     |                    |            |                                 |                |              |     |                     |                         |                     |                  |              |
| 33009M   | 9 Watt Mini-Spring  | 9                  | N/A        | 40                              | 600            | 2700         | 82  | 3.00                | 1.80                    | N/A                 | N/A              | GX24 / 4-pin |
| 33011M   | 11 Watt Mini-Spring | 11                 | N/A        | 52                              | 650            | 2700         | 82  | 3.00                | 1.80                    | N/A                 | N/A              | GX24 / 4-pin |
| 33014M   | 14 Watt Mini-Spring | 14                 | N/A        | 60                              | 900            | 2700         | 82  | 3.10                | 1.80                    | N/A                 | N/A              | GX24 / 4-pin |
| 33011  | 11 Watt SpringLamp  | 11                 | N/A        | 40                              | 550            | 2700         | 82  | 3.40                | 2.20                    | N/A                 | N/A              | GX24 / 4-pin |
| 33015  | 15 Watt SpringLamp  | 15                 | N/A        | 60                              | 930            | 2700         | 82  | 3.70                | 2.20                    | N/A                 | N/A              | GX24 / 4-pin |
| 33018  | 18 Watt SpringLamp  | 18                 | N/A        | 75                              | 1150           | 2700         | 82  | 4.00                | 2.20                    | N/A                 | N/A              | GX24 / 4-pin |
| 33020  | 20 Watt SpringLamp  | 20                 | N/A        | 75                              | 1200           | 2700         | 82  | 4.00                | 2.20                    | N/A                 | N/A              | GX24 / 4-pin |
| 33023  | 23 Watt SpringLamp  | 23                 | N/A        | 90                              | 1400           | 2700         | 82  | 4.20                | 2.20                    | N/A                 | N/A              | GX24 / 4-pin |
| 33026  | 26 Watt SpringLamp  | 26                 | N/A        | 100                             | 1750           | 2700         | 82  | 4.80                | 2.20                    | N/A                 | N/A              | GX24 / 4-pin |
| 33032  | 32 Watt SpringLamp  | 32                 | N/A        | 125                             | 2100           | 2700         | 82  | 5.30                | 2.20                    | N/A                 | N/A              | GX24 / 4-pin |
| 33042  | 42 Watt SpringLamp  | 42                 | N/A        | 150                             | 2800           | 2700         | 82  | 5.60                | 2.50                    | N/A                 | N/A              | GX24 / 4-pin |



**Low Maintenance**





An energy solution for hard to reach light fixtures indoors or outdoors.

**Flat Par**

The Flat Pars are a direct replacement for halogen and fit perfect in a gimble ring!

**ONE-PIECE FLOOD LAMPS**

| ITEM NUMBER  | ITEM DESCRIPTION              | UNIT/BALLAST WATTS | LAMP WATTS | INCANDESCENT COMPARISON (WATTS) | INITIAL LUMENS | CCT (KELVIN) | CRI | MOI/HEIGHT (INCHES) | DIAMETER/WIDTH (INCHES) | REPLACEMENT BRACKET | REPLACEMENT LAMP | BASE TYPE |
|--|-------------------------------|--------------------|------------|---------------------------------|----------------|--------------|-----|---------------------|-------------------------|---------------------|------------------|-----------|
| <b>1-PIECE REFLECTORS, WET LOCATION RATED, ELECTRONIC, NPF, 8,000 HOUR</b> |                               |                    |            |                                 |                |              |     |                     |                         |                     |                  |           |
| 1R2004   | 4 Watt R20 Floodlight         | 4                  | N/A        | 15                              | 130            | 2700         | 82  | 3.80                | 2.50                    | N/A                 | N/A              | E26       |
| 1R2009 ★   | 9 Watt R20 Floodlight         | 9                  | N/A        | 25                              | 300            | 2700         | 82  | 3.80                | 2.50                    | N/A                 | N/A              | E26       |
| 1R2014 ★   | 14 Watt R20 Floodlight        | 14                 | N/A        | 50                              | 500            | 2700         | 82  | 4.30                | 2.50                    | N/A                 | N/A              | E26       |
| 2R3014 ★   | 14 Watt R30 Floodlight        | 14                 | N/A        | 65                              | 650            | 2700         | 82  | 5.40                | 3.70                    | N/A                 | N/A              | E26       |
| 2R3016 ★   | 16 Watt R30 Floodlight        | 16                 | N/A        | 75                              | 750            | 2700         | 82  | 5.70                | 3.70                    | N/A                 | N/A              | E26       |
| 1P3016   | 16 Watt PAR30 Floodlight      | 16                 | N/A        | 75                              | 750            | 2700         | 82  | 5.70                | 3.70                    | N/A                 | N/A              | E26       |
| 1R4016   | 16 Watt R40 Floodlight        | 16                 | N/A        | 75                              | 750            | 2700         | 82  | 5.90                | 4.70                    | N/A                 | N/A              | E26       |
| 1P3816   | 16 Watt PAR38 Floodlight      | 16                 | N/A        | 75                              | 750            | 2700         | 82  | 5.90                | 4.60                    | N/A                 | N/A              | E26       |
| 1R4019   | 19 Watt R40 Floodlight        | 19                 | N/A        | 85                              | 950            | 2700         | 82  | 5.90                | 4.80                    | N/A                 | N/A              | E26       |
| 2P3819   | 19 Watt PAR38 Floodlight      | 19                 | N/A        | 85                              | 950            | 2700         | 82  | 5.90                | 4.80                    | N/A                 | N/A              | E26       |
| 1R4023 ★   | 23 Watt R40 Floodlight        | 23                 | N/A        | 120                             | 1250           | 2700         | 82  | 6.10                | 4.80                    | N/A                 | N/A              | E26       |
| 1P3823 ★   | 23 Watt PAR38 Floodlight      | 23                 | N/A        | 90                              | 1200           | 2700         | 82  | 6.20                | 4.80                    | N/A                 | N/A              | E26       |
| 1R3011IB   | 11 Watt R30 Floodlight        | 11                 | N/A        | 50                              | 400            | 2700         | 82  | 5.50                | 3.70                    | N/A                 | N/A              | E26       |
| *6000 Lamp Life  | InstaBright                   |                    |            |                                 |                |              |     |                     |                         |                     |                  |           |
| 1R4011IB   | 11 Watt R40 Floodlight        | 11                 | N/A        | 50                              | 400            | 2700         | 82  | 6.00                | 4.70                    | N/A                 | N/A              | E26       |
| *6000 Lamp Life  | InstaBright                   |                    |            |                                 |                |              |     |                     |                         |                     |                  |           |
| 1R3014IB   | 14 Watt R30 Floodlight        | 14                 | N/A        | 65                              | 600            | 2700         | 82  | 5.10                | 3.70                    | N/A                 | N/A              | E26       |
| *6000 Lamp Life  | InstaBright                   |                    |            |                                 |                |              |     |                     |                         |                     |                  |           |
| 1R4014IB   | 14 Watt R40 Floodlight        | 14                 | N/A        | 65                              | 600            | 2700         | 82  | 5.90                | 4.70                    | N/A                 | N/A              | E26       |
| *6000 Lamp Life  | InstaBright                   |                    |            |                                 |                |              |     |                     |                         |                     |                  |           |
| PF2014   | 14 Watt Flat PAR20 Floodlight | 14                 | N/A        | N/A                             | 280            | 2700         | 82  | 4.50                | 2.60                    | N/A                 | N/A              | E26       |
| PF3016   | 16 Watt Flat PAR30 Floodlight | 16                 | N/A        | N/A                             | 700            | 2700         | 82  | 4.90                | 3.70                    | N/A                 | N/A              | E26       |
| PF3823   | 23 Watt Flat PAR38 Floodlight | 23                 | N/A        | N/A                             | 1000           | 2700         | 82  | 5.30                | 4.80                    | N/A                 | N/A              | E26       |



Compact Fluorescent Lamps

2008

★ = Energy Star

**Neutralized Rain**  
Using a CFL will prevent the emission of 8-16 pounds of sulfur dioxide which causes acid rain.

**Lighten up...**  
Our lead-free glass improves lumen maintenance and lessens darkening in glass from over time.


**T-Capsule**  
Excellent for hanging fixtures and exposed sockets.

**DECORATIVE LAMPS**



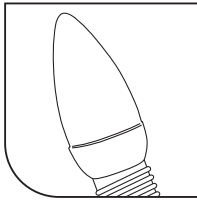
| ITEM NUMBER | ITEM DESCRIPTION | UNIT/BALLAST WATTS | LAMP WATTS | INCANDESCENT COMPARISON (WATTS) | INITIAL LUMENS | CCT (KELVIN) | CRI | MO./HEIGHT (INCHES) | DIAMETER/WIDTH (INCHES) | REPLACEMENT BRACKET | REPLACEMENT LAMP | BASE TYPE |
|-------------|------------------|--------------------|------------|---------------------------------|----------------|--------------|-----|---------------------|-------------------------|---------------------|------------------|-----------|
|-------------|------------------|--------------------|------------|---------------------------------|----------------|--------------|-----|---------------------|-------------------------|---------------------|------------------|-----------|

**A-LAMP, ELECTRONIC, NPF, ON/OFF, 8,000 HOUR**




|          |                            |    |     |    |     |      |    |      |      |     |     |     |
|----------|----------------------------|----|-----|----|-----|------|----|------|------|-----|-----|-----|
| 11304    | 4 Watt A-Lamp              | 4  | N/A | 25 | 225 | 2700 | 82 | 3.90 | 1.80 | N/A | N/A | E26 |
| 11309 ★  | 9 Watt A-Lamp              | 9  | N/A | 40 | 450 | 2700 | 82 | 4.10 | 2.20 | N/A | N/A | E26 |
| 21314 ★  | 14 Watt A-Lamp             | 14 | N/A | 60 | 800 | 2700 | 82 | 4.40 | 2.40 | N/A | N/A | E26 |
| 11316 ★  | 16 Watt A-Lamp             | 16 | N/A | 60 | 850 | 2700 | 82 | 5.90 | 2.70 | N/A | N/A | E26 |
| 11319    | 19 Watt A-Lamp             | 19 | N/A | 60 | 900 | 2700 | 82 | 5.90 | 2.70 | N/A | N/A | E26 |
| 21314Y   | 14 Watt A-Lamp BugLight    | 14 | N/A | 60 | 600 | 2300 | 82 | 4.40 | 2.40 | N/A | N/A | E26 |
| 11311B*  | 11 Watt A-Lamp InstaBright | 11 | N/A | 40 | 400 | 2700 | 82 | 4.80 | 2.40 | N/A | N/A | E26 |
| 21314IB* | 14 Watt A-Lamp InstaBright | 14 | N/A | 50 | 600 | 2700 | 82 | 4.80 | 2.40 | N/A | N/A | E26 |

**TORPEDO LAMP, ELECTRONIC, NPF, ON/OFF, 8,000 HOUR**




|        |                      |    |     |    |     |      |    |      |      |     |     |            |
|--------|----------------------|----|-----|----|-----|------|----|------|------|-----|-----|------------|
| 10702  | 2 Watt Torpedo Lamp  | 2  | N/A | 10 | 80  | 2700 | 82 | 4.40 | 1.40 | N/A | N/A | E26        |
| 10702C | 2 Watt Torpedo Lamp  | 2  | N/A | 10 | 80  | 2700 | 82 | 4.40 | 1.40 | N/A | N/A | Candelabra |
| 10704  | 4 Watt Torpedo Lamp  | 4  | N/A | 15 | 195 | 2700 | 82 | 4.40 | 1.40 | N/A | N/A | E26        |
| 10704C | 4 Watt Torpedo Lamp  | 4  | N/A | 15 | 195 | 2700 | 82 | 4.40 | 1.40 | N/A | N/A | Candelabra |
| 10709  | 9 Watt Torpedo Lamp  | 9  | N/A | 40 | 425 | 2700 | 82 | 4.80 | 1.70 | N/A | N/A | E26        |
| 10709C | 9 Watt Torpedo Lamp  | 9  | N/A | 40 | 425 | 2700 | 82 | 4.40 | 1.70 | N/A | N/A | Candelabra |
| 10714  | 14 Watt Torpedo Lamp | 14 | N/A | 60 | 720 | 2700 | 82 | 5.40 | 1.70 | N/A | N/A | E26        |
| 10714C | 14 Watt Torpedo Lamp | 14 | N/A | 60 | 720 | 2700 | 82 | 5.24 | 1.97 | N/A | N/A | Candelabra |

**GLOBE LAMP, ELECTRONIC, ON/OFF, 8,000 HOUR**



|           |                               |    |     |    |     |      |    |      |      |     |     |            |
|-----------|-------------------------------|----|-----|----|-----|------|----|------|------|-----|-----|------------|
| 1G1002    | 2 Watt G10 Globe              | 2  | N/A | 10 | 80  | 2700 | 82 | 3.00 | 1.50 | N/A | N/A | E26        |
| 1G1002C   | 2 Watt G10 Globe              | 2  | N/A | 10 | 80  | 2700 | 82 | 3.00 | 1.50 | N/A | N/A | Candelabra |
| 1G2002    | 2 Watt G20 Globe              | 2  | N/A | 15 | 170 | 2700 | 82 | 3.60 | 2.50 | N/A | N/A | E26        |
| 1G2002C   | 2 Watt G20 Globe              | 2  | N/A | 15 | 170 | 2700 | 82 | 3.20 | 2.50 | N/A | N/A | Candelabra |
| 1G2004    | 4 Watt G20 Globe              | 4  | N/A | 25 | 250 | 2700 | 82 | 3.60 | 2.50 | N/A | N/A | E26        |
| 1G2004C   | 4 Watt G20 Globe              | 4  | N/A | 25 | 250 | 2700 | 82 | 3.20 | 2.50 | N/A | N/A | Candelabra |
| 1G2504    | 4 Watt G25 Globe              | 4  | N/A | 25 | 250 | 2700 | 82 | 4.40 | 3.10 | N/A | N/A | E26        |
| 1G2504C   | 4 Watt G25 Globe              | 9  | N/A | 40 | 495 | 2700 | 82 | 4.40 | 3.10 | N/A | N/A | Candelabra |
| 1G2509 ★  | 9 Watt G25 Globe              | 9  | N/A | 40 | 495 | 2700 | 82 | 4.40 | 3.10 | N/A | N/A | E26        |
| 1G2509C   | 9 Watt G25 Globe              | 9  | N/A | 40 | 495 | 2700 | 82 | 4.40 | 3.10 | N/A | N/A | Candelabra |
| 2G2514 ★  | 14 Watt G25 Globe             | 14 | N/A | 60 | 800 | 2700 | 82 | 4.40 | 3.10 | N/A | N/A | E26        |
| 1G3009    | 9 Watt G30 Globe              | 9  | N/A | 40 | 495 | 2700 | 82 | 5.00 | 3.74 | N/A | N/A | E26        |
| 1G3014 ★  | 14 Watt G30 Globe             | 14 | N/A | 60 | 800 | 2700 | 82 | 5.00 | 3.65 | N/A | N/A | E26        |
| 1G3019 ★  | 19 Watt G30 Globe             | 19 | N/A | 75 | 950 | 2700 | 82 | 4.94 | 3.74 | N/A | N/A | E26        |
| 1G4014    | 14 Watt G40 Globe             | 14 | N/A | 60 | 800 | 2700 | 82 | 6.87 | 5.00 | N/A | N/A | E26        |
| 1G4019    | 19 Watt G40 Globe             | 19 | N/A | 75 | 950 | 2700 | 82 | 6.87 | 5.00 | N/A | N/A | E26        |
| 1G2511IB* | 11 Watt G25 Globe InstaBright | 11 | N/A | 40 | 450 | 2700 | 82 | 4.70 | 3.10 | N/A | N/A | E26        |
| 1G3014IB* | 14 Watt G30 Globe InstaBright | 14 | N/A | 50 | 600 | 2700 | 82 | 5.00 | 3.60 | N/A | N/A | E26        |
| 2G2514IB* | 14 Watt G25 Globe InstaBright | 14 | N/A | 50 | 600 | 2700 | 82 | 4.40 | 3.10 | N/A | N/A | E26        |
| 1G4011IB* | 11 Watt G40 Globe InstaBright | 11 | N/A | 40 | 450 | 2700 | 82 | 6.87 | 5.00 | N/A | N/A | E26        |

**T-CAPSULE LAMP, ELECTRONIC, ON/OFF, 8,000 HOUR**



|          |                     |    |     |    |     |      |    |      |      |     |     |     |
|----------|---------------------|----|-----|----|-----|------|----|------|------|-----|-----|-----|
| 1T2004 ★ | 4 Watt T20 Capsule  | 4  | N/A | 25 | 250 | 2700 | 82 | 4.75 | 2.50 | N/A | N/A | E26 |
| 1T2009   | 9 Watt T20 Capsule  | 9  | N/A | 40 | 495 | 2700 | 82 | 5.00 | 2.50 | N/A | N/A | E26 |
| 1T2014   | 14 Watt T20 Capsule | 14 | N/A | 60 | 800 | 2700 | 82 | 5.35 | 2.50 | N/A | N/A | E26 |
| 1T2409   | 9 Watt T24 Capsule  | 9  | N/A | 40 | 495 | 2700 | 82 | 5.24 | 3.00 | N/A | N/A | E26 |
| 1T2414   | 14 Watt T24 Capsule | 14 | N/A | 60 | 800 | 2700 | 82 | 5.24 | 3.00 | N/A | N/A | E26 |
| 1T2419   | 19 Watt T24 Capsule | 19 | N/A | 75 | 950 | 2700 | 82 | 5.63 | 3.00 | N/A | N/A | E26 |

★ = Energy Star \*InstaBright Lamps have 6000 Lamp Life

Wake up sleepy head  
Bring the sun inside with Full Spectrum!

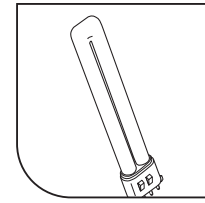
Green Alert



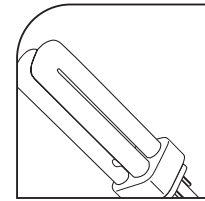
Stop waste!  
Using just 1 CFL saves as many as 8 incandescent light bulbs ending up in a landfill.

## PL LAMPS


| ITEM NUMBER                               | ITEM DESCRIPTION                      | UNIT/BALLAST WATTS | LAMP WATTS | INCANDESCENT COMPARISON (WATTS) | INITIAL LUMENS | CCT (KELVIN) | CRI | MOI/HEIGHT (INCHES) | DIAMETER/WIDTH (INCHES) | REPLACEMENT BRACKET | REPLACEMENT LAMP | BASE TYPE |
|---|---------------------------------------|--------------------|------------|---------------------------------|----------------|--------------|-----|---------------------|-------------------------|---------------------|------------------|-----------|
| <b>TWIN TUBE PL LAMPS, 10,000 HOUR</b>    |                                       |                    |            |                                 |                |              |     |                     |                         |                     |                  |           |
| 32005                                     | 5 Watt 2-Pin Twin Tube                | 5                  | N/A        | N/A                             | 250            | 2700         | 82  | 4.10                | 1.05                    | N/A                 | N/A              | G23       |
| 32007                                     | 7 Watt 2-Pin Twin Tube                | 7                  | N/A        | N/A                             | 400            | 2700         | 82  | 5.20                | 1.05                    | N/A                 | N/A              | G23       |
| 32009                                     | 9 Watt 2-Pin Twin Tube                | 9                  | N/A        | N/A                             | 600            | 2700         | 82  | 6.31                | 1.05                    | N/A                 | N/A              | G23       |
| 32013                                     | 13 Watt 2-Pin Twin Tube               | 13                 | N/A        | N/A                             | 800            | 2700         | 82  | 7.13                | 1.05                    | N/A                 | N/A              | GX23      |
| 32013IST                                  | 13 Watt 2-Pin Twin Tube Instant Start | 13                 | N/A        | N/A                             | 800            | 2700         | 82  | 7.13                | 1.25                    | N/A                 | N/A              | GX23      |
| 324132GX7                                 | 13 Watt 4-Pin Twin Tube               | 13                 | N/A        | N/A                             | 800            | 2700         | 82  | 7.13                | 1.25                    | N/A                 | N/A              | 2GX7      |
| Also available in 30K, 35K, 41K, 50K, 65K |                                       |                    |            |                                 |                |              |     |                     |                         |                     |                  |           |



|   |                                       |    |     |     |      |      |    |      |      |     |     |         |
|---|---------------------------------------|----|-----|-----|------|------|----|------|------|-----|-----|---------|
| <b>QUAD TUBE PL LAMPS, 10,000 HOUR</b>    |                                       |    |     |     |      |      |    |      |      |     |     |         |
| 32009Q                                    | 9 Watt 2-Pin Quad Tube                | 9  | N/A | N/A | 600  | 2700 | 82 | 4.27 | 1.05 | N/A | N/A | GX23-2  |
| 32013Q                                    | 13 Watt 2-Pin Quad Tube               | 13 | N/A | N/A | 800  | 2700 | 82 | 4.65 | 1.05 | N/A | N/A | GX23-2  |
| 32013ISQ                                  | 13 Watt 2-Pin Quad Tube Instant Start | 13 | N/A | N/A | 800  | 2700 | 82 | 4.54 | 1.05 | N/A | N/A | GX23-2  |
| 32018Q                                    | 18 Watt 2-Pin Quad Tube               | 18 | N/A | N/A | 1100 | 2700 | 82 | 6.00 | 1.05 | N/A | N/A | G24d-2  |
| 32026Q                                    | 26 Watt 2-Pin Quad Tube               | 26 | N/A | N/A | 1600 | 2700 | 82 | 6.63 | 1.05 | N/A | N/A | G24d-3  |
| 32413Q                                    | 13 Watt 4-Pin Quad Tube               | 13 | N/A | N/A | 800  | 2700 | 82 | 5.10 | 1.05 | N/A | N/A | G24q-1  |
| 32418Q                                    | 18 Watt 4-Pin Quad Tube               | 18 | N/A | N/A | 1100 | 2700 | 82 | 5.69 | 1.05 | N/A | N/A | G24q-2  |
| 32426Q                                    | 26 Watt 4-Pin Quad Tube               | 26 | N/A | N/A | 1600 | 2700 | 82 | 6.31 | 1.05 | N/A | N/A | G24q-3  |
| 32022Q                                    | 22 Watt 2-Pin Quad Tube               | 22 | N/A | N/A | 1000 | 2700 | 82 | 5.8  | 1.7  | N/A | N/A | GX32D-2 |
| 32028Q                                    | 28 Watt 2-Pin Quad Tube               | 28 | N/A | N/A | 1400 | 2700 | 82 | 6.4  | 1.7  | N/A | N/A | GX32D-3 |
| Also available in 30K, 35K, 41K, 50K, 65K |                                       |    |     |     |      |      |    |      |      |     |     |         |



|   |                           |    |     |     |      |      |    |      |      |     |     |         |
|---|---------------------------|----|-----|-----|------|------|----|------|------|-----|-----|---------|
| <b>TRIPLE TUBE PL LAMPS, 10,000 HOUR</b>  |                           |    |     |     |      |      |    |      |      |     |     |         |
| 32418T                                    | 18 Watt 4-Pin Triple Tube | 18 | N/A | N/A | 1150 | 2700 | 82 | 4.25 | 1.40 | N/A | N/A | GX24q-2 |
| 32426T                                    | 26 Watt 4-Pin Triple Tube | 26 | N/A | N/A | 1650 | 2700 | 82 | 4.78 | 1.55 | N/A | N/A | GX24q-3 |
| 32432T                                    | 32 Watt 4-Pin Triple Tube | 32 | N/A | N/A | 2000 | 2700 | 82 | 5.50 | 1.60 | N/A | N/A | GX24q-3 |
| 32442T                                    | 42 Watt 4-Pin Triple Tube | 42 | N/A | N/A | 2400 | 2700 | 82 | 6.00 | 1.60 | N/A | N/A | GX24q-4 |
| Also available in 30K, 35K, 41K, 50K, 65K |                           |    |     |     |      |      |    |      |      |     |     |         |



★ = Energy Star

**Magnetic Attraction**  
Use our magnetic adapters to use PL lamps in Edison base sockets.

**Circlines**  
A brilliant combination of color, brightness and small size.

Green Alert




**Environment**  
CFLs use less energy than incandescent lamps, they reduce the demand for energy, which results in reduced power plant emissions like carbon dioxide other greenhouse gases.

## MAGNETIC ADAPTERS & GOODLAMPS



### SCREW IN MAGNETIC ADAPTERS ( 50,000 HR BALLAST)



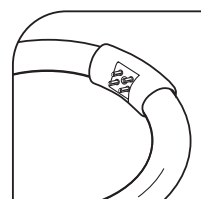
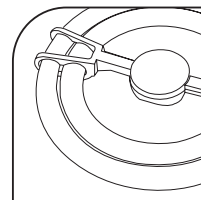
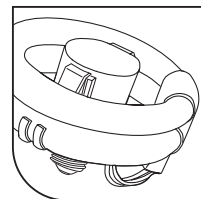
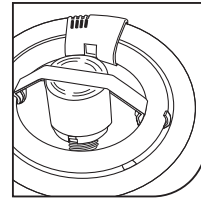

| ITEM NUMBER | ITEM DESCRIPTION                    | UNIT/BALLAST WATTS | LAMP WATTS | INCANDESCENT COMPARISON (WATTS) | INITIAL LUMENS | CCT (KELVIN) | CRI | MOL/HEIGHT (INCHES) | DIAMETER/WIDTH (INCHES) | REPLACEMENT BRACKET | REPLACEMENT LAMP | BASE TYPE |
|-------------|-------------------------------------|--------------------|------------|---------------------------------|----------------|--------------|-----|---------------------|-------------------------|---------------------|------------------|-----------|
| 10405       | 5 Watt Center Mount Adapter         | 5                  | N/A        | N/A                             | N/A            | N/A          | N/A | 3.30                | 2.40                    | N/A                 | N/A              | E26       |
| 10407       | 7 Watt Center Mount Adapter         | 7                  | N/A        | N/A                             | N/A            | N/A          | N/A | 3.30                | 2.40                    | N/A                 | N/A              | E26       |
| 10409       | 9 Watt Center Mount Adapter         | 9                  | N/A        | N/A                             | N/A            | N/A          | N/A | 3.30                | 2.40                    | N/A                 | N/A              | E26       |
| 10413       | 13 Watt Center Mount Adapter        | 13                 | N/A        | N/A                             | N/A            | N/A          | N/A | 3.30                | 2.40                    | N/A                 | N/A              | E26       |
| 10505       | 5 Watt Side Mount Adapter           | 5                  | N/A        | N/A                             | N/A            | N/A          | N/A | 3.30                | 2.40                    | N/A                 | N/A              | E26       |
| 10507       | 7 Watt Side Mount Adapter           | 7                  | N/A        | N/A                             | N/A            | N/A          | N/A | 3.30                | 2.40                    | N/A                 | N/A              | E26       |
| 10509       | 9 Watt Side Mount Adapter           | 9                  | N/A        | N/A                             | N/A            | N/A          | N/A | 3.30                | 2.40                    | N/A                 | N/A              | E26       |
| 10513       | 13 Watt Side Mount Adapter          | 13                 | N/A        | N/A                             | N/A            | N/A          | N/A | 3.30                | 2.80                    | N/A                 | N/A              | E26       |
| 10413AD     | 13 Watt Adapter with Reflector Ring | 13                 | N/A        | N/A                             | N/A            | N/A          | N/A | 4.00                | 2.30                    | N/A                 | N/A              | E26       |
| 14513       | 13 Watt Low Profile Adapter         | 13                 | N/A        | N/A                             | N/A            | N/A          | N/A | 3.00                | 2.70                    | N/A                 | N/A              | E26       |

**Circlines**  
Circular design provides even illumination.

**TCP**  
TCP works with a variety of partners to further our commitment to energy efficiency and innovations in technology.

## CIRCLINE LAMPS

| ITEM NUMBER   | ITEM DESCRIPTION                           | UNIT/BALLAST WATTS | LAMP WATTS     | INCANDESCENT COMPARISON (WATTS) | INITIAL LUMENS | CCT (KELVIN) | CRI | MOL/HEIGHT (INCHES) | DIAMETER/WIDTH (INCHES) | REPLACEMENT BRACKET | REPLACEMENT LAMP | BASE TYPE |
|---|--|--------------------|----------------|---------------------------------|----------------|--------------|-----|---------------------|-------------------------|---------------------|------------------|-----------|
| <b>T6 CIRCLINE ADAPTERS WITH LAMPS, ELECTRONIC, HPF, 2850K, 10,000 HOUR</b>                   |  |                    |                |                                 |                |              |     |                     |                         |                     |                  |           |
| 1252218   | 22 Watt Circline Adapter with 18 Watt Lamp | 22                 | 18             | 75                              | 1200           | 2850         | 82  | 3.65                | 5.75                    | 13818B              | 32018            | E26       |
| 1253027   | 30 Watt Circline Adapter with 27 Watt Lamp | 30                 | 27             | 120                             | 2000           | 2850         | 82  | 3.65                | 7.50                    | 13827B              | 32027            | E26       |
| 1253632   | 36 Watt Circline Adapter with 32 Watt Lamp | 36                 | 32             | 130                             | 2200           | 2850         | 82  | 3.65                | 9.00                    | 13832B              | 32032            | E26       |
| 1702218   | 22 Watt Circline Adapter with 18 Watt Lamp | 22                 | 18             | 75                              | 1200           | 2850         | 82  | 3.65                | 5.75                    | 13818B              | 32018            | E26       |
| 1703027   | 30 Watt Circline Adapter with 27 Watt Lamp | 30                 | 27             | 120                             | 2000           | 2850         | 82  | 3.65                | 7.50                    | 13827B              | 32027            | E26       |
| 1703632   | 36 Watt Circline Adapter with 32 Watt Lamp | 36                 | 32             | 130                             | 2200           | 2850         | 82  | 3.65                | 9.00                    | 13832B              | 32032            | E26       |
| 17033L  | 33 Watt Circline Adapter with Lamp         | 33                 | 33             | 125                             | 2000           | 2850         | 82  | 3.50                | 5.50                    | 13833B2 ADJ         | 32033            | E26       |
| 17040L  | 40 Watt Circline Adapter with Lamp         | 40                 | 40             | 150                             | 2800           | 2850         | 82  | 3.65                | 7.50                    | 13818B              | 32040            | E26       |
| 17058L  | 58 Watt Circline Adapter with Lamp         | 58                 | 58             | 200                             | 3700           | 2850         | 82  | 3.65                | 9.00                    | 13858B              | 32058            | E26       |
| 1702220   | 22 Watt Circline Adaptor with 20 Watt Lamp | 22                 | 20             | 75                              | 1200           | 2850         | 82  | 3.65                | 6.00                    | 32020               | ???              | E26       |
| 17022L  | 22 Watt Circline Adaptor with Lamp         | 22                 | 22             | 90                              | 1400           | 2850         | 82  | 3.65                | 8.00                    | 32022               | ???              | E26       |
| 17030L  | 30 Watt Circline Adaptor with Lamp         | 30                 | 30             | 120                             | 2000           | 2850         | 82  | 3.65                | 9.00                    | 32030               |                  | E26       |
| 1703630   | 36 Watt Circline Adaptor with 30 Watt Lamp | 36                 | 30             | 125                             | 2100           | 2850         | 82  | 3.65                | 9.00                    | 32030               |                  | E26       |
| Bent wire bracket standard  |  |                    |                |                                 |                |              |     |                     |                         |                     |                  |           |
| Shipped in bulk packs, add suffix RP for single packs   |  |                    |                |                                 |                |              |     |                     |                         |                     |                  |           |
| <b>T6 3-WAY CIRCLINE ADAPTERS WITH LAMP, ELECTRONIC, NPF, 10,000 HOUR (50,000 HR BALLAST)</b> |  |                    |                |                                 |                |              |     |                     |                         |                     |                  |           |
| 1653332   | 33 Watt Circline Adapter with 32 Watt Lamp | 33                 | 32             | 120                             | 2050           | 2850         | 82  | 3.50                | 9.00                    | N/A                 | 32032            | E26       |
| 16533L  | 33 Watt Circline Adapter with Lamp         | 33                 | 10<br>20<br>33 | 50<br>100<br>150                | 2150           | 2850         | 82  | 3.50                | 5.50                    | N/A                 | 32033            | E26       |
| 16550L  | 50 Watt Circline Adapter with Lamp         | 50                 | 22<br>33<br>55 | 90<br>120<br>150                | 2500           | 2850         | 82  | 4.75                | 7.50                    | 13818/<br>13827BH   | 32018/<br>32027  | E26       |
| <b>T6 CIRCLINE 2D REPLACEMENT LAMPS, 2850K, 10,000 HOUR</b>                                   |  |                    |                |                                 |                |              |     |                     |                         |                     |                  |           |
| 320402D   | 40 Watt Lamp with 2D Boot                  | N/A                | 40             | 150                             | 2800           | 2850         | 82  | 0.75                | 7.50                    | N/A                 | N/A              | N/A       |
| 320582D   | 58 Watt Lamp with 2D Boot                  | N/A                | 58             | 200                             | 3700           | 2850         | 82  | 0.75                | 9.00                    | N/A                 | N/A              | N/A       |
| <b>T6 CIRCLINE LAMPS, 2850K, 10,000 HOUR</b>  |  |                    |                |                                 |                |              |     |                     |                         |                     |                  |           |
| 32018   | 18 Watt Circline Lamp                      |                    | 18             | 75                              | 1200           | 2850         | 82  | 0.75                | 5.70                    | N/A                 | N/A              | N/A       |
| 32027   | 27 Watt Circline Lamp                      |                    | 27             | 120                             | 2000           | 2850         | 82  | 0.75                | 7.50                    | N/A                 | N/A              | N/A       |
| 32032   | 32 Watt Circline Lamp                      |                    | 32             | 130                             | 2200           | 2850         | 82  | 0.75                | 9.00                    | N/A                 | N/A              | N/A       |
| 32033   | 33 Watt Circline Lamp                      |                    | 33             | 125                             | 2150           | 2850         | 82  | 1.80                | 5.50                    | N/A                 | N/A              | N/A       |
| 32040   | 40 Watt Circline Lamp                      |                    | 40             | 150                             | 2800           | 2850         | 82  | 0.75                | 7.50                    | N/A                 | N/A              | N/A       |
| 32058   | 58 Watt Circline Lamp                      |                    | 58             | 200                             | 3700           | 2850         | 82  | 0.75                | 9.00                    | N/A                 | N/A              | N/A       |



Compact Fluorescent Lamps

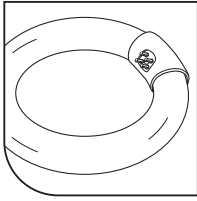
2008

## CIRCLINE LAMPS, BALLASTS & ADAPTERS



| ITEM NUMBER | ITEM DESCRIPTION | UNIT/BALLAST WATTS | LAMP WATTS | INCANDESCENT COMPARISON (WATTS) | INITIAL LUMENS | CCT (KELVIN) | CRI | MOI/HEIGHT (INCHES) | DIAMETER/WIDTH (INCHES) | REPLACEMENT BRACKET | REPLACEMENT LAMP | BASE TYPE |
|-------------|------------------|--------------------|------------|---------------------------------|----------------|--------------|-----|---------------------|-------------------------|---------------------|------------------|-----------|
|-------------|------------------|--------------------|------------|---------------------------------|----------------|--------------|-----|---------------------|-------------------------|---------------------|------------------|-----------|

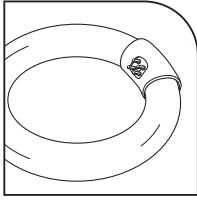
### T9 CIRCLINE ADAPTERS WITH LAMP, ELECTRONIC, HPF, 2850K, 10,000 HOUR ( 50,000 HR BALLAST)



|         |  |    |    |     |      |      |    |      |      |        |       |     |
|---------|--|----|----|-----|------|------|----|------|------|--------|-------|-----|
| 1252220 | 22 Watt Circline Adapter and Lamp          | 22 | 20 | 75  | 1100 | 2850 | 82 | 3.65 | 6.00 | 13820B | 32020 | E26 |
| 12522L  | 22 Watt Circline Adapter and Lamp          | 22 | 22 | 90  | 1400 | 2850 | 82 | 3.65 | 8.00 | 13822B | 32022 | E26 |
| 12530L  | 30 Watt Circline Adapter and Lamp          | 30 | 30 | 120 | 2000 | 2850 | 82 | 3.65 | 9.00 | 13830B | 32030 | E26 |
| 1253022 | 30 Watt Circline Adapter and Lamp          | 30 | 22 | 90  | 1400 | 2850 | 82 | 3.65 | 8.00 | 13830B | 32022 | E26 |
| 1253630 | 36 Watt Circline Adapter with 30 Watt Lamp | 36 | 30 | 125 | 2100 | 2850 | 82 | 3.65 | 9.00 | 13830B | 32030 | E26 |

Bent wire bracket standard  
Shipped in bulk packs, add suffix RP for single packs

### T9 CIRCLINE LAMPS, 2850K, 10,000 HOUR



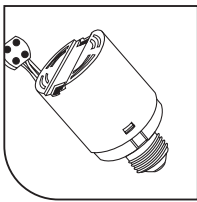
|       |                       |     |    |     |      |      |     |      |      |     |     |     |
|-------|-----------------------|-----|----|-----|------|------|-----|------|------|-----|-----|-----|
| 32020 | 20 Watt Circline Lamp | N/A | 20 | 75  | 1200 | 2850 | N/A | 1.00 | 6.00 | N/A | N/A | N/A |
| 32022 | 22 Watt Circline Lamp | N/A | 22 | 90  | 1400 | 2850 | N/A | 1.00 | 8.00 | N/A | N/A | N/A |
| 32030 | 30 Watt Circline Lamp | N/A | 30 | 120 | 2000 | 2850 | N/A | 1.00 | 9.00 | N/A | N/A | N/A |

### CIRCLINE BALLASTS, NPF, ( 50,000 HR BALLAST)



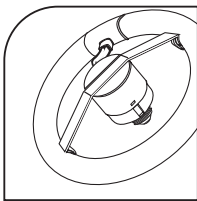
|       |                          |    |     |     |     |     |     |     |     |     |     |     |
|-------|--------------------------|----|-----|-----|-----|-----|-----|-----|-----|-----|-----|-----|
| 17022 | 22 Watt Circline Ballast | 22 | N/A | N/A | N/A | N/A | N/A | N/A | N/A | N/A | N/A | E26 |
| 17030 | 30 Watt Circline Ballast | 30 | N/A | N/A | N/A | N/A | N/A | N/A | N/A | N/A | N/A | E26 |
| 17033 | 33 Watt Circline Ballast | 33 | N/A | N/A | N/A | N/A | N/A | N/A | N/A | N/A | N/A | E26 |
| 17036 | 36 Watt Circline Ballast | 36 | N/A | N/A | N/A | N/A | N/A | N/A | N/A | N/A | N/A | E26 |
| 17040 | 40 Watt Circline Ballast | 40 | N/A | N/A | N/A | N/A | N/A | N/A | N/A | N/A | N/A | E26 |
| 17058 | 58 Watt Circline Ballast | 58 | N/A | N/A | N/A | N/A | N/A | N/A | N/A | N/A | N/A | E26 |

### CIRCLINE BALLASTS, HPF, ( 50,000 HR BALLAST)



|       |                                |    |     |     |     |     |     |     |     |     |     |     |
|-------|--------------------------------|----|-----|-----|-----|-----|-----|-----|-----|-----|-----|-----|
| 12522 | 22 Watt Circline Ballast       | 22 | N/A | N/A | N/A | N/A | N/A | N/A | N/A | N/A | N/A | E26 |
| 12530 | 30 Watt Circline Ballast       | 30 | N/A | N/A | N/A | N/A | N/A | N/A | N/A | N/A | N/A | E26 |
| 12536 | 36 Watt Circline Ballast       | 36 | N/A | N/A | N/A | N/A | N/A | N/A | N/A | N/A | N/A | E26 |
| 16533 | 33 Watt 3-Way Circline Ballast | 33 | N/A | N/A | N/A | N/A | N/A | N/A | N/A | N/A | N/A | E26 |

### CIRCLINE ADAPTERS / LAMP MAGNETIC, 10,000 HOUR ( 50,000 HR BALLAST)



|        |  |    |     |     |      |      |     |      |      |        |       |     |
|--------|--|----|-----|-----|------|------|-----|------|------|--------|-------|-----|
| 10322L | 22 Watt Circline Magnetic Adap w/ Lamp | 22 | 22  | 75  | 1200 | 2850 | 82  | 3.60 | 8.00 | 13822B | 32022 | E26 |
| 10322  | 22 Watt Circline Magnetic Adapter      | 22 | N/A | N/A | N/A  | N/A  | N/A | 3.60 | 2.00 | N/A    | N/A   | E26 |

Bent wire bracket standard  
Shipped in bulk packs, add suffix RP for single packs

# Accessories

| TCP PART NUMBER | DESCRIPTION | MOL (INCHES) | DIAMETER (INCHES) | MOL WITH LAMP (INCHES) | SPRINGLAMPS MAX. LAMP SIZE |
|-----------------|-------------|--------------|-------------------|------------------------|----------------------------|
|-----------------|-------------|--------------|-------------------|------------------------|----------------------------|

### GLOBES AND CAPSULES — GLASS

|       |             |     |     |     |         |
|-------|-------------|-----|-----|-----|---------|
| 199G  | G30 Globe   | 4.0 | 4.0 | 7.2 | 23 Watt |
| 199T  | T24 Capsule | 4.0 | 3.0 | 7.2 | 23 Watt |
| 199LG | G40 Globe   | 5.0 | 5.0 | 8.2 | 23 Watt |

### ALUMINUM REFLECTORS FOR 1 PIECE LAMPS (Friction Fit)

|          |                        |     |     |     |         |
|----------|------------------------|-----|-----|-----|---------|
| 201M20   | M20 Mini Reflector     | 2.7 | 2.5 | 4.0 | 13 Watt |
| 201M30   | M30 Mini Reflector     | 2.9 | 3.7 | 4.2 | 13 Watt |
| 201M3018 | M30 Mini Reflector/18w | 3.3 | 3.7 | 4.9 | 18 Watt |
| 201M3023 | M30 Mini Reflector/23w | 3.7 | 3.7 | 5.0 | 23 Watt |
| 201M40   | M40 Mini Reflector     | 3.0 | 4.7 | 4.4 | 13 Watt |
| 201M4018 | M40 Mini Reflector/18w | 3.3 | 4.6 | 4.8 | 18 Watt |
| 201M4023 | M40 Mini Reflector/23w | 3.6 | 5.0 | 5.0 | 23 Watt |
| 101R30   | R30 Reflector          | 3.7 | 3.7 | 5.4 | 27 Watt |
| 101R40   | R40 Reflector          | 4.5 | 4.7 | 6.2 | 32 Watt |
| 101R50   | R50 Reflector          | 5.6 | 5.6 | 7.5 | 32 Watt |
| 101R5042 | R50 Reflector for 42w  | 5.6 | 5.6 | 7.9 | 42 Watt |

### SNAP-ON ALUMINUM REFLECTORS FOR 2 PIECE LAMPS (Lock and Retain Style)

|        |                    |     |     |     |         |
|--------|--------------------|-----|-----|-----|---------|
| 159M30 | R30 Mini Reflector | 3.2 | 3.7 | 5.0 | 14 Watt |
| 159S30 | R30 Reflector      | 3.5 | 3.7 | 6.5 | 15 Watt |
| 159S40 | R40 Reflector      | 3.8 | 4.7 | 7.2 | 23 Watt |
| 159S50 | R50 Reflector      | 4.5 | 5.6 | 8.2 | 32 Watt |

### UNIFLOOD™ REFLECTORS

|        |                        |     |     |     |         |
|--------|------------------------|-----|-----|-----|---------|
| 151R30 | U30 Uniflood Reflector | 4.0 | 3.7 | 6.5 | 18 Watt |
| 151R40 | U40 Uniflood Reflector | 4.0 | 5.2 | 7.0 | 23 Watt |


### SNAP-ON REFLECTOR COVERS

|          |   |
|----------|---|
| 10R20CV* | R20 Reflector cover, vented 2.5" diameter |
| 10R30CV* | R30 Reflector cover, vented 3.8" diameter |
| 10R40CV* | R40 Reflector cover, vented 4.7" diameter |
| 10R50CV* | R50 Reflector cover, vented 5.8" diameter |
| 151C30*  | R30 Uniflood cover, 3.8" diameter         |
| 151C40*  | R40 Uniflood cover, 5.3" diameter         |

\* Use PV instead of CV for Prismatic Vented reflector covers

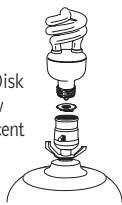
### MINI REFLECTOR ADAPTER RINGS FOR NEW 1 PIECE LAMPS

|          |  |
|----------|--|
| RR101M   | Fits into 101M20, 101M30, 101M40 reflectors, 1.6" diameter             |
| RR101M19 | Fits into 101M3019, 101M4019, 101M40 reflectors, 1.8" diameter         |
| RR27M    | Fits into 101R20, 101R30, 101R40 reflectors, use with 28927M and 28027 |

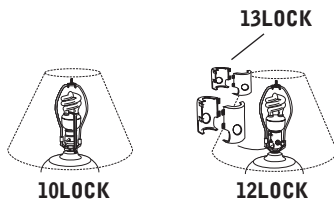


### Permanent Installation Disk

A Permanent Installation Disk (10PERM) is used to allow only TCP Compact Fluorescent Lamps to fit in a standard light socket to qualify for energy saving rebates.

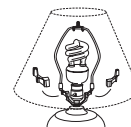


10PERM



### Vandal Resistant Devices

The Vandal Resistant Devices (10LOCK, 12LOCK and 13LOCK) are used to help prevent bulb theft. (Use 10LOCK with all lamps except covered lamps) (Use 12LOCK with all lamps except candelabra base lamps)



### Lamp Harp Extenders

Simply slip on harp ends to extend and fit around larger size bulbs.

| Item # | Description                 |
|--------|-----------------------------|
| 10PERM | Permanent Installation Disk |

| Item # | MOL   | Description             |
|--------|-------|-------------------------|
| 10LOCK |       | Vandal Resistant Device |
| 12LOCK | 2.34" | Vandal Resistant Device |
| 13LOCK | 1.96" | Short, snap-on VRD      |

| Item # | Description               |
|--------|---------------------------|
| 15HEXT | Harp Extenders (set of 2) |

## Reflectors for 1-Piece Lamps

| TCP PART # | DESCRIPTION                              | USE WITH THESE LAMPS:   |
|------------|--|---|
| 201M20     | Mini Aluminum R20                        | Mini SpringLamps<br>28909, 28913, 28009, 28013  |
| 201M30     | Mini Aluminum R30                        | Mini SpringLamps<br>28909, 28913, 28009, 28013  |
| 201M3018   | Mini Aluminum R30                        | Mini SpringLamps<br>18214, 28918, 28018   |
| 201M3023   | Mini Aluminum R30                        | Mini SpringLamps<br>28923, 28023  |
| 201M40     | Mini Aluminum R40                        | Mini SpringLamps<br>28909, 28913, 28009, 28013  |
| 201M4018   | Mini Aluminum R40                        | Mini SpringLamps<br>18214, 28918, 28018   |
| 201M4023   | Mini Aluminum R40                        | Mini SpringLamps<br>28923, 28023  |
| 101R30     | Aluminum R30                             | SpringLamp 10109, 10111,<br>10115, 18209, 18211,<br>18215, 28932                      |
| 101R40     | Aluminum R40                             | SpringLamp 10109, 10111,<br>18209, 18211, 18215, 18220,<br>18223, 18227, 28032, 28932 |
| 101R50     | Aluminum R50                             | SpringLamp 10109, 10111,<br>18209, 18211, 18215, 18220,<br>18223, 18227, 28032, 28932 |
| 201M3027M  | Aluminum R30                             | SpringLamp 28927M, 28027M,<br>10115, 10120, 10123                                     |
| 201M4027M  | Aluminum R40                             | SpringLamp 28927M, 28027M,<br>10115, 10120, 10123                                     |
| RR101M     | Adapter fits into 101M20, 101M30, 101M40 | Mini SpringLamps 28909, 28913, 28009, 28013   |
| RR101M19   | Adapter fits into 101M3019, 101M4019     | Mini SpringLamps 28918, 28018   |
| RR27M      | Adapter fits into 101R20, 101R30, 101R40 | Mini SpringLamps 28927M, 28027M, 10115, 10120, 10123                                  |

# CFL Warranties

## 8,000 Hour Lamps 12 months

### LIMITED WARRANTY

This TCP product is warranted for a period of one year from date of original purchase against defects in materials and workmanship. If this product should fail to operate due to defects in materials or workmanship, simply return this product to the place of purchase or to TCP Service Center (325 Campus Dr., Aurora, OH 44202) along with the original sales receipt within one year of purchase. This product will be repaired or replaced, at TCP's option. This warranty is expressly limited to repair or replacement of the product. This warranty gives the consumer specific legal rights, which vary from state to state.

WARRANTY IS VOID IF PRODUCT IS NOT USED FOR THE PURPOSE FOR WHICH THIS PRODUCT IS MANUFACTURED.

## 10,000 Hour Lamps 15 months

### LIMITED WARRANTY

This TCP product is warranted for a period of 15 months from date of original purchase against defects in materials and workmanship. If this product should fail to operate due to defects in materials or workmanship, simply return this product to the place of purchase or to TCP Service Center (325 Campus Dr., Aurora, OH 44202) along with the original sales receipt within 15 months of purchase. This product will be repaired or replaced, at TCP's option. This warranty is expressly limited to repair or replacement of the product. This warranty gives the consumer specific legal rights, which vary from state to state.

WARRANTY IS VOID IF PRODUCT IS NOT USED FOR THE PURPOSE FOR WHICH THIS PRODUCT IS MANUFACTURED.

## 289 Series 9 Watts and Higher Lamps 18 Months

### LIMITED WARRANTY

This TCP product is warranted for a period of 18 months from date of original purchase against defects in materials and workmanship. If this product should fail to operate due to defects in materials or workmanship, simply return this product to the place of purchase or to TCP Service Center (325 Campus Dr., Aurora, OH 44202) along with the original sales receipt within 18 months of purchase. This product will be repaired or replaced, at TCP's option. This warranty is expressly limited to repair or replacement of the product. This warranty gives the consumer specific legal rights, which vary from state to state.

WARRANTY IS VOID IF PRODUCT IS NOT USED FOR THE PURPOSE FOR WHICH THIS PRODUCT IS MANUFACTURED.

## 15,000 Hour SpringLamp® 24 months

### LIMITED WARRANTY

This TCP product is warranted for a period of 24 months from date of original purchase against defects in materials and workmanship. If this product should fail to operate due to defects in materials or workmanship, simply return this product to the place of purchase or to TCP Service Center (325 Campus Dr., Aurora, OH 44202) along with the original sales receipt within 24 months of purchase. This product will be repaired or replaced, at TCP's option. This warranty is expressly limited to repair or replacement of the product. This warranty gives the consumer specific legal rights, which vary from state to state.

WARRANTY IS VOID IF PRODUCT IS NOT USED FOR THE PURPOSE FOR WHICH THIS PRODUCT IS MANUFACTURED.

## 50,000 Hour Ballasts 5 Years

### LIMITED WARRANTY

This TCP product is warranted for a period of 5 years from date of original purchase against defects in materials and workmanship. If this product should fail to operate due to defects in materials or workmanship, simply return this product to the place of purchase or to TCP Service Center (325 Campus Dr., Aurora, OH 44202) along with the original sales receipt within 5 years of purchase. This product will be repaired or replaced, at TCP's option. This warranty is expressly limited to repair or replacement of the product. This warranty gives the consumer specific legal rights, which vary from state to state.

WARRANTY IS VOID IF PRODUCT IS NOT USED FOR THE PURPOSE FOR WHICH THIS PRODUCT IS MANUFACTURED. This TCP product (except batteries; see below) is warranted for a period of five years from date of original purchase against defects in materials and workmanship. If these products should fail to operate due to materials and workmanship, simply return this to the place of purchase or to the TCP, Inc. service center (325 Campus Dr., Aurora, OH 44202) with its RGA as stated in the terms & conditions, and the product will be repaired or replaced at TCP's sole discretion. The warranty is expressly limited to repair or replacement of the product. No labor charge will be honored without prior written factory authorization. Damage incurred from handling or in transit is not covered by this guarantee. Claims for shipping damages must be filed with the carrier. This warranty gives the customer specific legal rights, which vary from state to state. Light bulbs are not covered under this warranty. WARRANTY IS VOID IF PRODUCT IS NOT USED FOR THE PURPOSE FOR WHICH THIS PRODUCT IS MANUFACTURED.



Some of our products contain mercury. Dispose according to local, state or Federal Laws. See [www.lamprecycle.org](http://www.lamprecycle.org), or call 1-800-771-9335.

\*All data in this catalog is subject to change without notice.

With the high quality standards all our products must meet, you are guaranteed to have a lighting source that performs in the harshest environments. We've even established a UL testing laboratory at our corporate headquarters to ensure the safety of every product you use.